

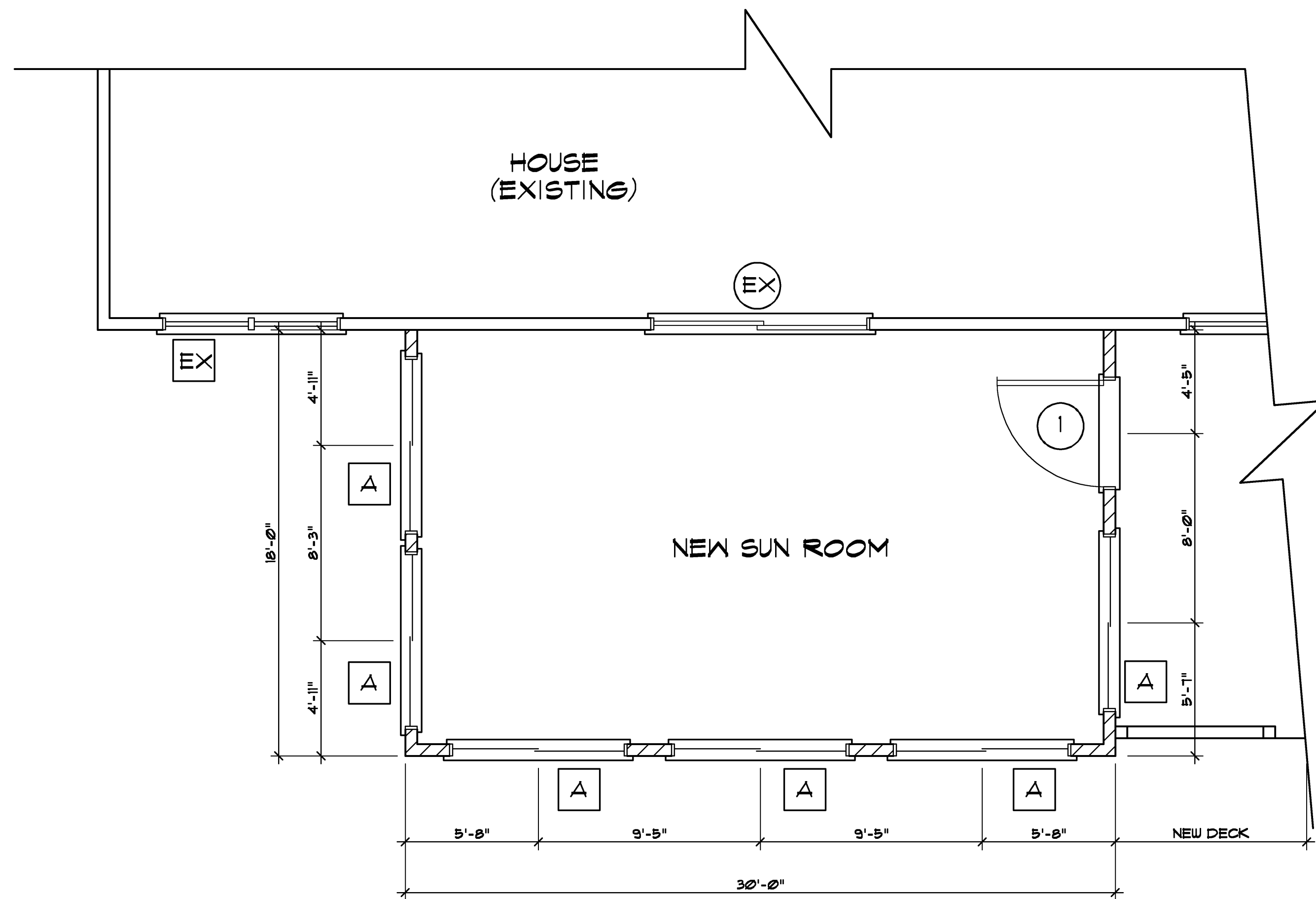
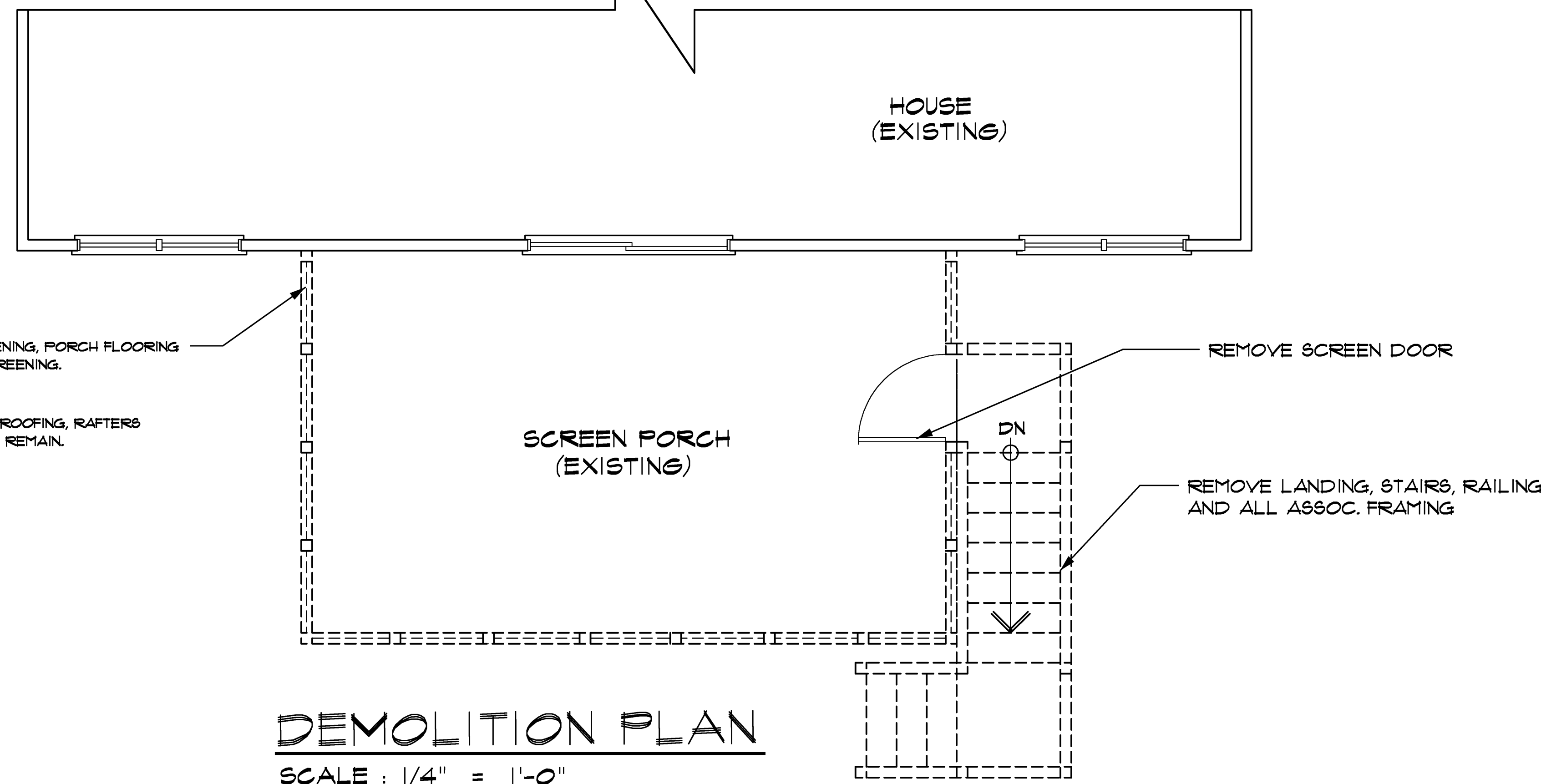
GENERAL NOTES

1. THIS PROJECT HAS BEEN DESIGNED TO MEET THE STRUCTURAL REQUIREMENTS OF THE 2006 INTERNATIONAL RESIDENTIAL CODES.
2. THIS STRUCTURE WILL MEET 110 MPH SUSTAINED WINDS AND 130 MPH (3) THREE SECOND GUSTS.
3. THIS STRUCTURE IS DESIGNED FOR SEISMIC CATEGORY D2.
4. ALL NAILING SHALL COMPLY WITH THE STANDARDS SET FORTH IN THE LATEST EDITION OF THE BUILDING CODES AND AS FOLLOWS:
 - A) EXTERIOR WALLS AND SHEAR WALLS TO BE SHEATHED W/ 1/2" EXTERIOR GRADE PLYWOOD W/ BLOCKING AT ALL JOINTS. PLYWOOD IS NAILED TO ALL STUDS. CONTRACTOR SHALL ATTACH ALL WALL SHEATHING W/ 8d NAILS @ 4" O.C. ALONG SHEATHING AND 8" O.C. INTERMEDIATE STUDS.
 - B) PLYWOOD FLOORING SHALL BE 3/4" T & G EXTERIOR GRADE. ALL FLOOR DECKING SHALL BE GLUED AND SCREW NAILED AT ALL SUPPORTS WITH A NAILING PATTERN OF 8d NAILS @ 6" O.C. ALONG EDGES AND 12" O.C. ALONG ALL INTERMEDIATE SUPPORTS.
 - C) ROOF FRAMING SHALL BE SHEATHED W/ 5/8" CDX PLYWOOD AND FASTENED W/ 10d NAILS @ 4" O.C. ALONG EDGES AND 8" O.C. ALONG ALL INTERMEDIATE MEMBERS.
5. THE CONTRACTOR SHALL BUILD THIS PROJECT IN STRICT ACCORDANCE WITH THE MOST CURRENT EDITION OF ALL APPLICABLE CODES AND STANDARDS THAT GOVERN THE WORK.
6. FOR FOUNDATION PLAN SEE STRUCTURAL FRAMING PLANS. EXISTING CEILING HEIGHTS ARE 8'-0" UNLESS OTHERWISE NOTED AND INTERIOR FLOORING TO BE AS PER OWNER.

NOTE:

1. ALL FRAMING IS TO BE ALIGNED TO PRODUCE STRAIGHT, PLUMB, AND LEVEL SURFACES, TIED-IN AS IF IT HAD BEEN BUILT WITH THE ORIGINAL STRUCTURE. DIMENSIONS ON THE PLANS MAY VARY BY SEVERAL INCHES, OR MORE, IN ORDER TO OBTAIN THIS ALIGNMENT, AND SHALL BE DONE AT THE CONTRACTOR'S DISCRETION IN ORDER TO OBTAIN THE DESIRED RESULTS.

[-----] DENOTES FIBERGLASS SCREENING, PORCH FLOORING, SCREEN DOOR, WALL SUPPORT FOR SCREENING, LANDING, STAIRS, HAND RAILING, RAILING AND ALL ASSOC. FRAMING TO BE REMOVED.



FLOOR PLAN

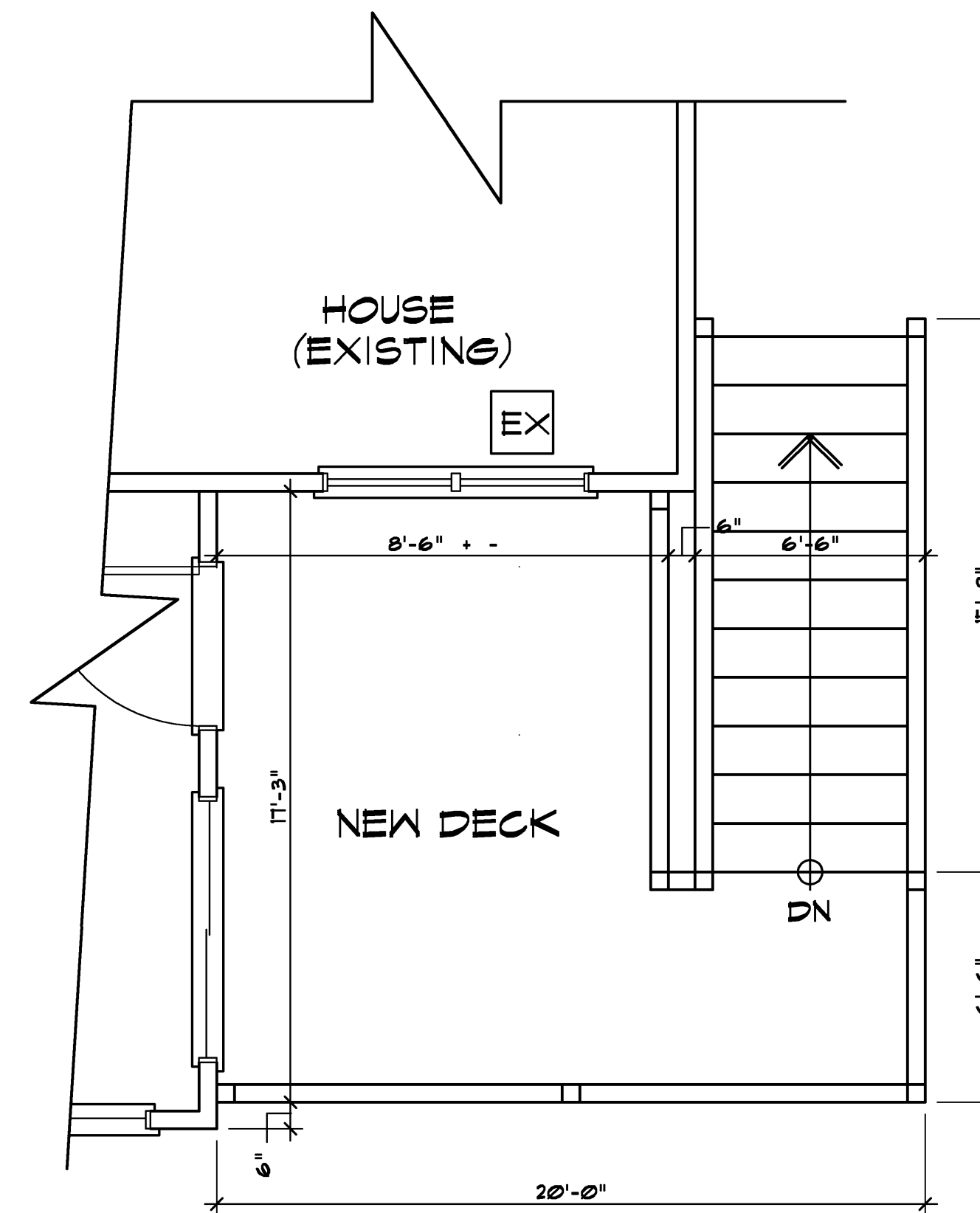
SCALE : 1/4" = 1'-0"

NOTE:

REMODELED SUN ROOM 240 SQ FT.

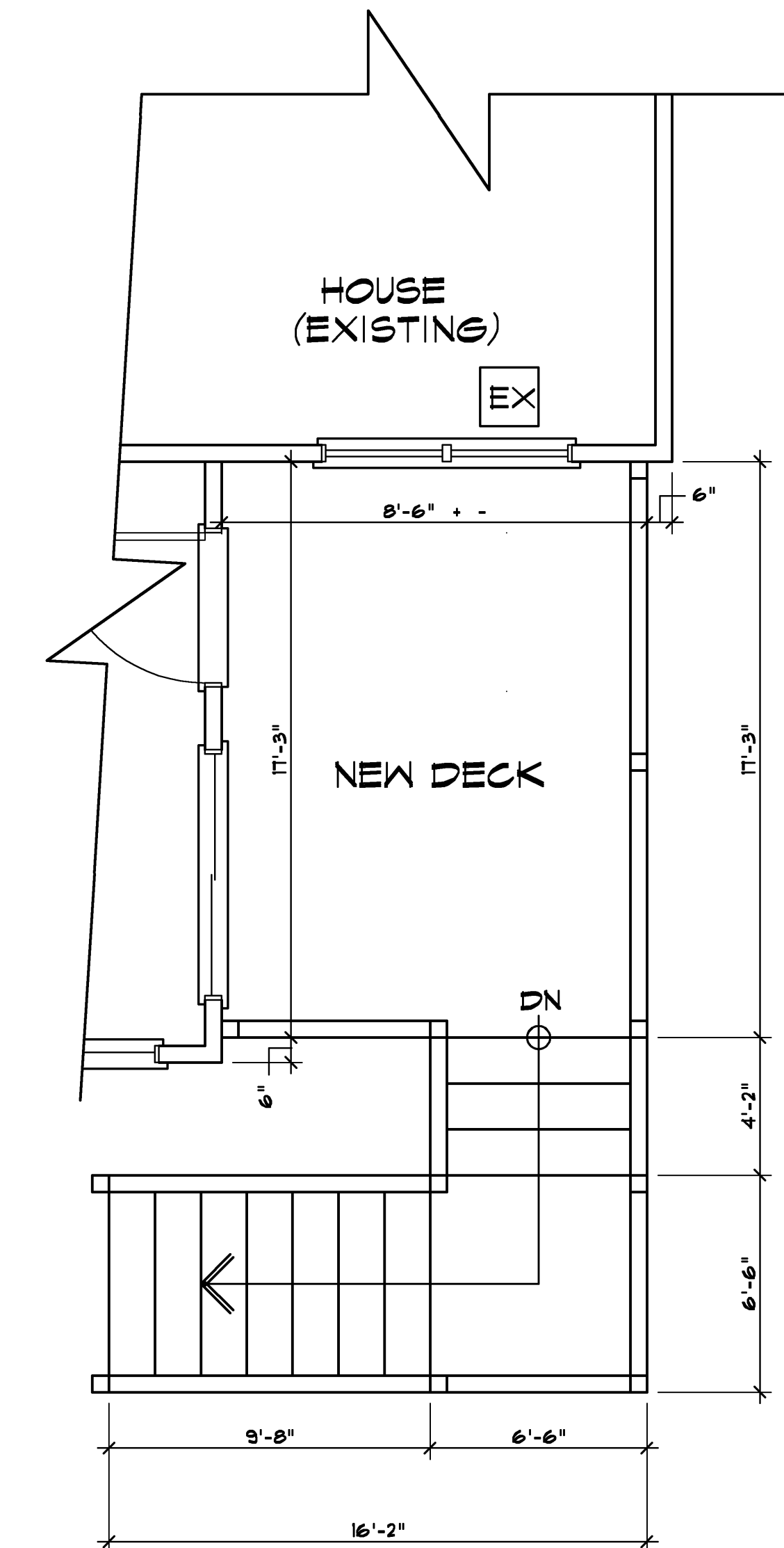
[Hatched Box] DENOTES NEW WALL'S

FOR WINDOW & DOOR SCHEDULE SEE SHEET "A2".



DECK PLAN "A"

SCALE : 1/4" = 1'-0"



DECK PLAN "B"

SCALE : 1/4" = 1'-0"
NEW DECK & STAIRS 156 SQ FT.

DESIGN SERVICES AND ARE NOT TO BE USED FOR MAKING ANY REPRODUCTION THEREOF OR FOR CONSTRUCTING ANY BUILDING WITHOUT FIRST OBTAINING WRITTEN AUTHORIZATION FROM THE COPYRIGHT OWNER. HAROLD S. FOUNTAIN

FOUNTAIN DESIGN SERVICES



FOR THREE BEDROOM UNITS:
"TARPOON POND COTTAGES"
DECK ADDITION & REMODEL SUN ROOM
SEABROOK ISLAND, S. C.

REVISIONS

DRAWN BY: HF.

SHEET: **A1**

FLOOR PLAN
DEMOLITION
PLAN

OF SHEETS:

PROJECT NO.

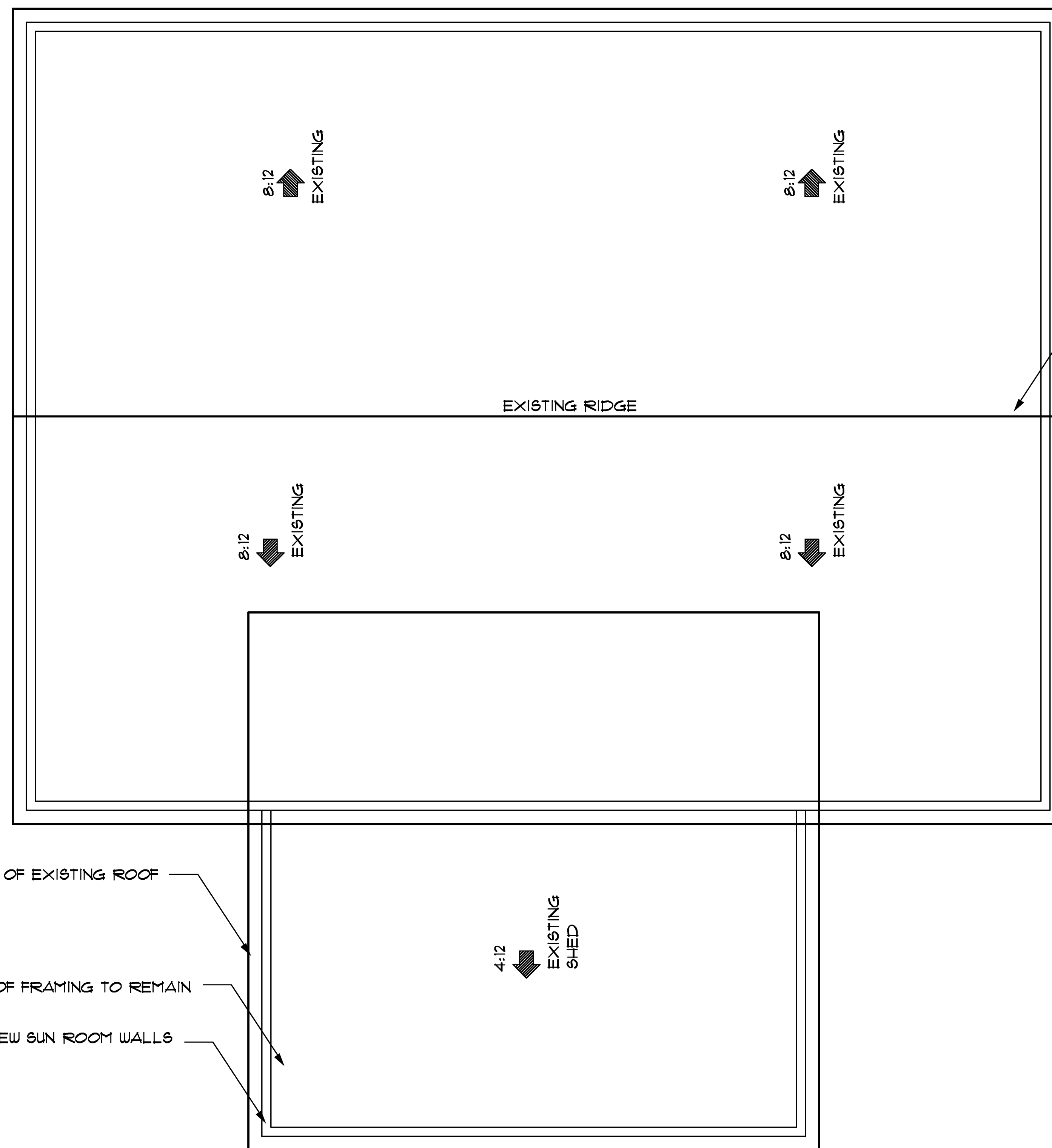
DATE: 04/29/11

WINDOW SCHEDULE				
MARK	TYPE & SIZE	DESCRIPTION	HEADER HGT.	REMARKS
A	5'-0" x 5'-0" (SLIDER)	ANDERSEN 200 SERIES	6'-8"	1/2" PLYWD CUT TO FIT WINDOWS , SECURE W/ 2" WD SCREWS INTO WOOD WINDOW FRAMING FOR HURRICANE PROTECTION. STORE INSIDE EXISTING STORAGE SHED UNDER HOUSE.
EX	EXISTING WINDOWS		6'-8"	

DOOR SCHEDULE				
MARK	SIZE	DESCRIPTION	MANUF. & NO.	REMARKS
1	3'-0" x 6'-8" (15 LITE)	FRENCH DOOR	PER OWNER	1/2" PLYWD CUT TO FIT DOOR , SECURE W/ 2" WD SCREWS INTO WOOD DOOR FRAMING FOR HURRICANE PROTECTION. STORE INSIDE EXISTING STORAGE SHED UNDER HOUSE.
EX	EXISTING DOOR			

DOOR / WINDOW SCHEDULES

NOT TO SCALE



LINE OF EXISTING ROOF

EXISTING ROOF FRAMING TO REMAIN

GENERAL NOTES

- THIS PROJECT HAS BEEN DESIGNED TO MEET THE STRUCTURAL REQUIREMENTS OF THE 2006 INTERNATIONAL RESIDENTIAL CODES.
- THIS STRUCTURE WILL MEET 110 MPH SUSTAINED WINDS AND 130 MPH (3) THREE SECOND GUSTS.
- THIS STRUCTURE IS DESIGNED FOR SEISMIC CATEGORY D2.
- ALL NAILING SHALL COMPLY WITH THE STANDARDS SET FORTH IN THE LATEST EDITION OF THE BUILDING CODES AND AS FOLLOWS:
 - EXTERIOR WALLS AND SHEAR WALLS TO BE SHEATHED W/ 1/2" EXTERIOR GRADE PLYWOOD W/ BLOCKING AT ALL JOINTS. PLYWOOD IS NAILED TO ALL STUDS. CONTRACTOR SHALL ATTACH ALL WALL SHEATHING W/ 8d NAILS @ 4" O.C. ALONG SHEATHING AND 8" O.C. INTERMEDIATE STUDS.
 - PLYWOOD FLOORING SHALL BE 3/4" T & G EXTERIOR GRADE. ALL FLOOR DECKING SHALL BE GLUED AND SCREW NAILED AT ALL SUPPORTS WITH A NAILING PATTERN OF 8d NAILS @ 6" O.C. ALONG EDGES AND 12" O.C. ALONG ALL INTERMEDIATE SUPPORTS.
 - ROOF FRAMING SHALL BE SHEATHED W/ 5/8" CDX PLYWOOD AND FASTENED W/ 10d NAILS @ 4" O.C. ALONG EDGES AND 8" O.C. ALONG ALL INTERMEDIATE MEMBERS.
- THE CONTRACTOR SHALL BUILD THIS PROJECT IN STRICT ACCORDANCE WITH THE MOST CURRENT EDITION OF ALL APPLICABLE CODES AND STANDARDS THAT GOVERN THE WORK.
- FOR FOUNDATION PLAN SEE STRUCTURAL FRAMING PLANS. EXISTING CEILING HEIGHTS ARE 8'-0" UNLESS OTHERWISE NOTED AND INTERIOR FLOORING TO BE AS PER OWNER.

NOTE:

- ALL FRAMING IS TO BE ALIGNED TO PRODUCE STRAIGHT, PLUMB, AND LEVEL SURFACES, TIED-IN AS IF IT HAD BEEN BUILT WITH THE ORIGINAL STRUCTURE. DIMENSIONS ON THE PLANS MAY VARY BY SEVERAL INCHES, OR MORE, IN ORDER TO OBTAIN THIS ALIGNMENT, AND SHALL BE DONE AT THE CONTRACTOR'S DISCRETION IN ORDER TO OBTAIN THE DESIRED RESULTS.

LINE OF EXISTING ROOF

EXISTING ROOF FRAMING TO REMAIN

LINE OF NEW SUN ROOM WALLS

4:12
↓
EXISTING
SHED

ROOF PLAN

SCALE : 1/4" = 1'-0"


NOTES:

- ARROWS (↓) INDICATE DIRECTION OF SLOPE.
- 4:12 / 8:12 INDICATES ANGLE OF PITCH.

————— DENOTES EXISTING ROOF

DESIGN SERVICES AND ARE NOT TO BE USED FOR MAKING ANY REPRODUCTION THEREOF OR FOR CONSTRUCTING ANY BUILDING WITHOUT FIRST OBTAINING WRITTEN AUTHORIZATION FROM THE COPYRIGHT OWNER. HAROLD S. FOUNTAIN

FOUNTAIN DESIGN SERVICES



FOR THREE BEDROOM UNITS:
"TARPOON POND COTTAGES"
DECK ADDITION & REMODEL SUN ROOM
SEABROOK ISLAND, S. C.


REVISIONS

DRAWN BY: H.F.

SHEET:
A2
ROOF PLAN
DOOR / WINDOW
SCHEDULE
OF SHEETS
PROJECT NO.
DATE: 04/29/11

DESIGN SERVICES AND ARE NOT TO BE USED FOR MAKING ANY REPRODUCTION THEREOF OR FOR CONSTRUCTING ANY BUILDING WITHOUT FIRST OBTAINING WRITTEN AUTHORIZATION FROM THE COPYRIGHT OWNER. HAROLD S. FOUNTAIN

FOUNTAIN DESIGN SERVICES



FOR THREE BEDROOM UNITS:
"TARPON POND COTTAGES"
DECK ADDITION & REMODEL SUN ROOM
SEABROOK ISLAND, S.C.

REVISIONS

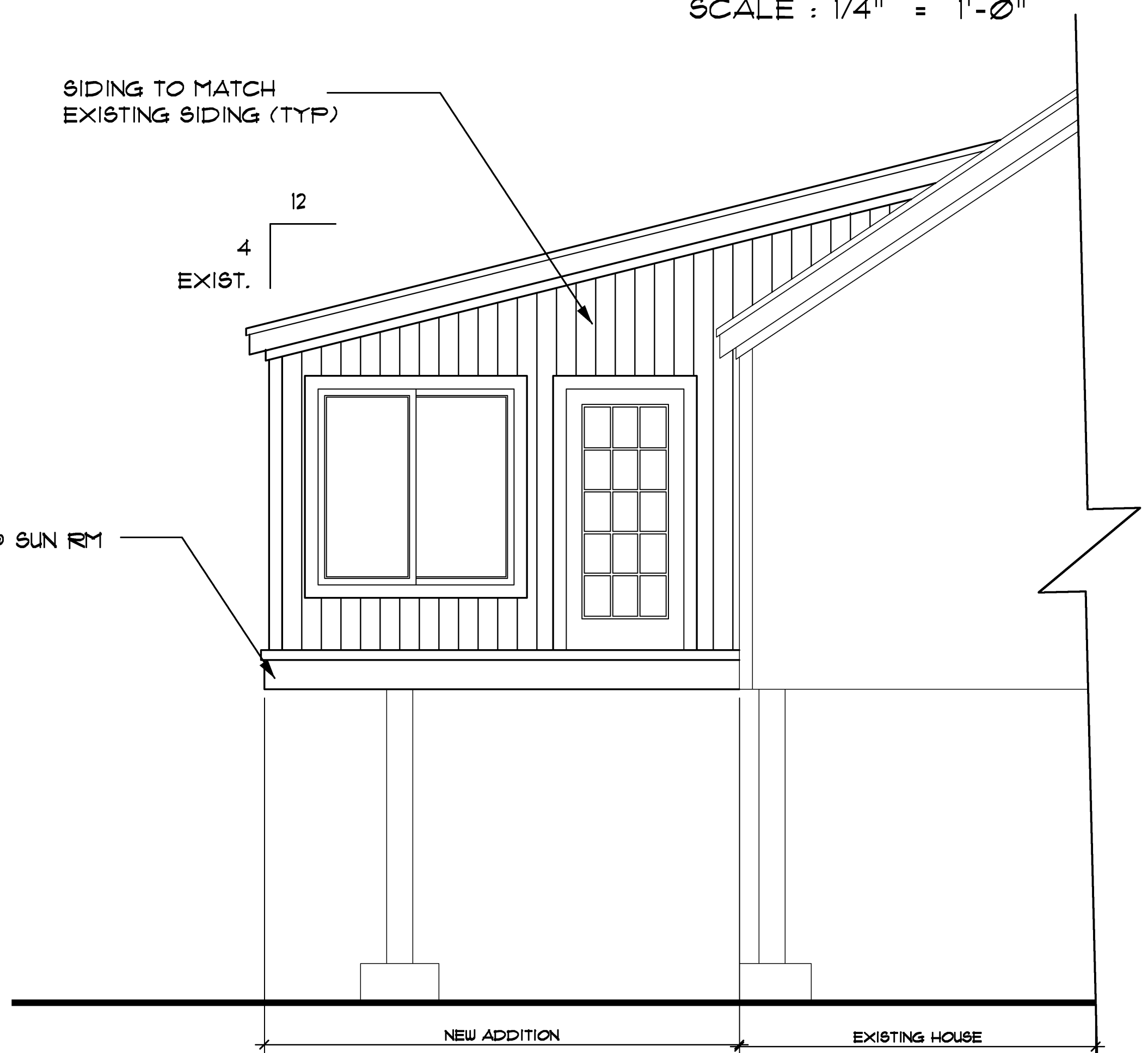
DRAWN BY: H.F.

SHEET: **A3**
SUN ROOM ELEVATIONS
OF SHEETS
PROJECT NO.
DATE: 04/29/11



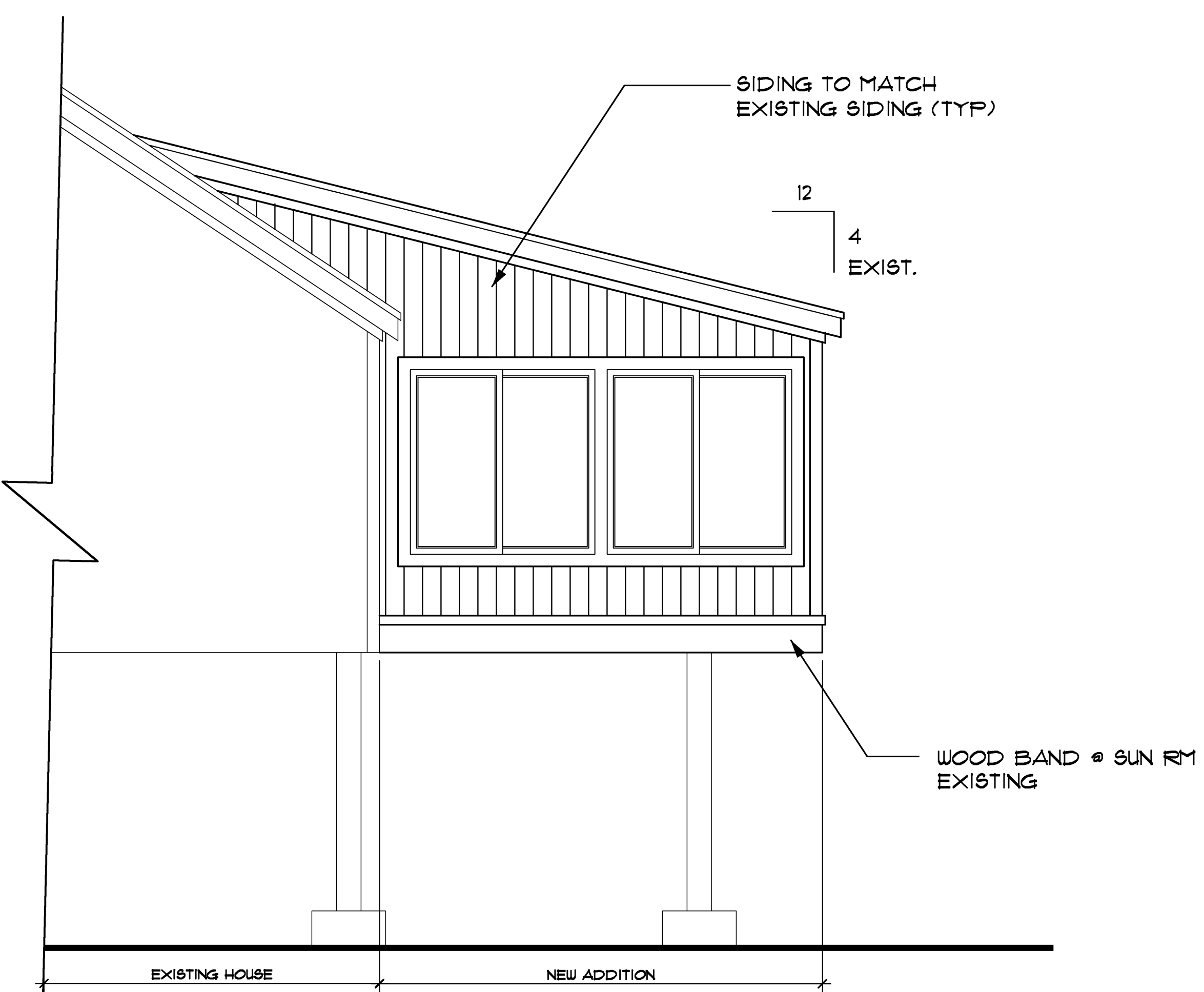
REAR ELEVATION @ SUN ROOM

SCALE : 1/4" = 1'-0"



LEFT SIDE ELEVATION @ SUN ROOM

SCALE : 1/4" = 1'-0"




RIGHT SIDE ELEVATION @ SUN ROOM

SCALE : 1/4" = 1'-0"

DESIGN SERVICES AND ARE NOT TO BE USED FOR MAKING ANY REPRODUCTION THEREOF OR FOR CONSTRUCTING ANY BUILDING WITHOUT FIRST OBTAINING WRITTEN AUTHORIZATION FROM THE COPYRIGHT OWNER. HAROLD S. FOUNTAIN

FOUNTAIN DESIGN SERVICES



FOR THREE BEDROOM UNITS:
 "TARPON POND COTTAGES"
 DECK ADDITION & REMODEL SUN ROOM
 SEABROOK ISLAND, S. C.

REVISIONS

DRAWN BY: H.F.

SHEET:

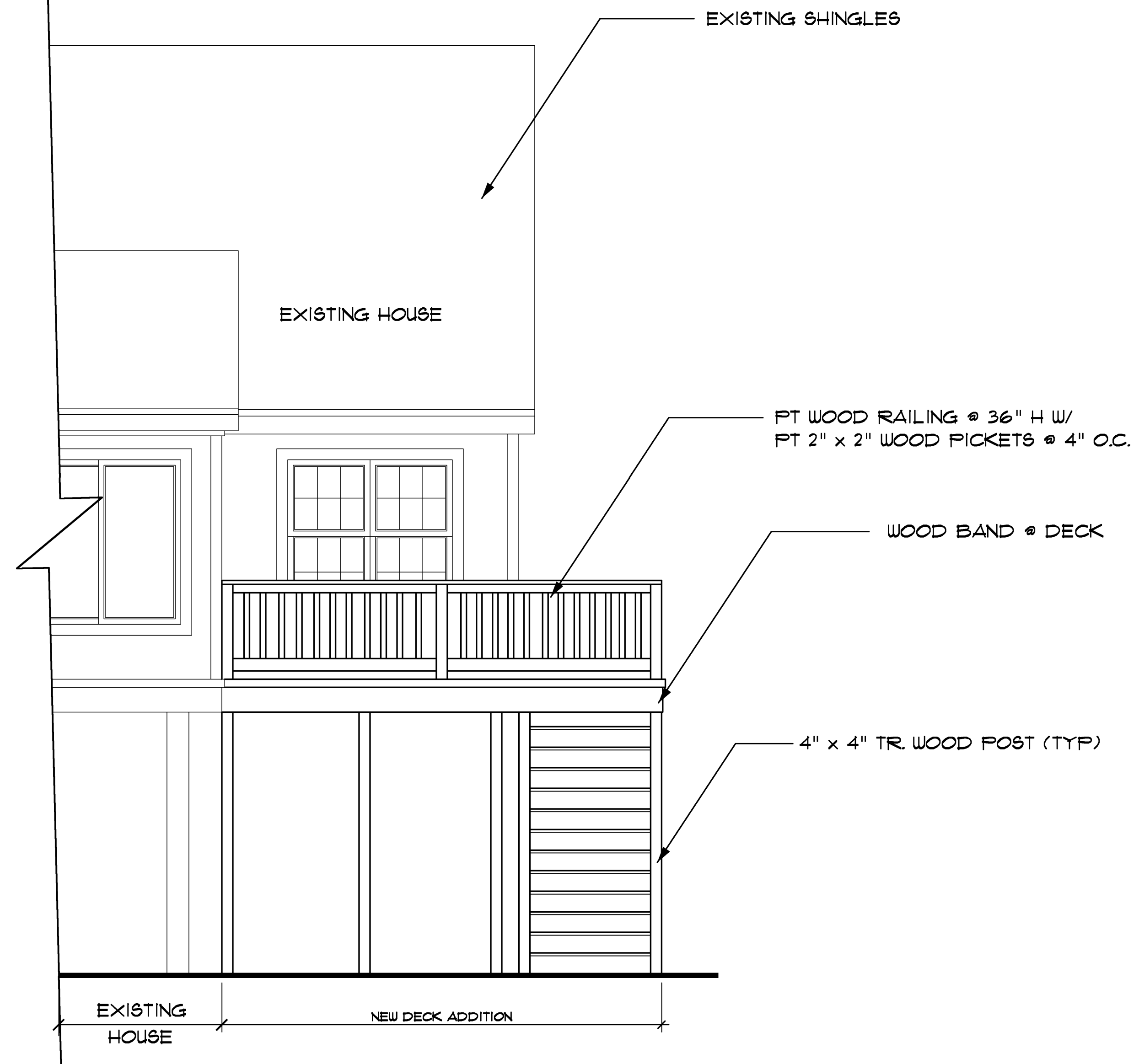
A4

DECK ELEVATIONS

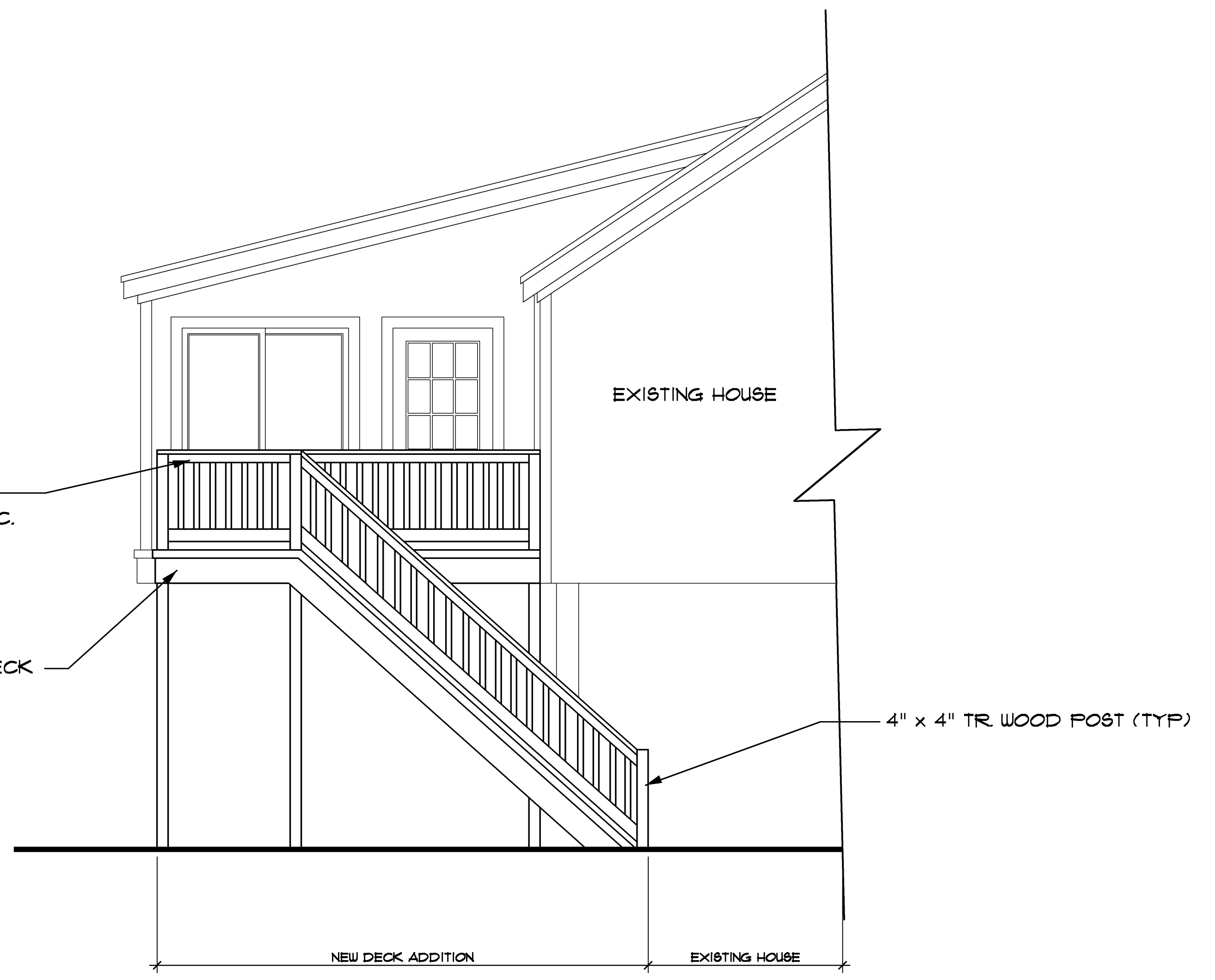
OF SHEETS

PROJECT NO.

DATE: 04/29/11




REAR ELEVATION @ DECK "A"
 SCALE : 1/4" = 1'-0"



RIGHT SIDE ELEVATION @ DECK "A"
 SCALE : 1/4" = 1'-0"

DESIGN SERVICES
AND ARE NOT TO BE USED
FOR MAKING ANY REPRO-
DUCTION THEREOF OR FOR
CONSTRUCTING ANY BUILD-
ING WITHOUT FIRST OB-
TAINING WRITTEN AUTHOR-
IZATION FROM THE COPY-
RIGHT OWNER.
HAROLD S. FOUNTAIN

FOUNTAIN DESIGN SERVICES



FOR THREE BEDROOM UNITS:
"TARPOON POND COTTAGES"
DECK ADDITION & REMODEL SUN ROOM
SEABROOK ISLAND, S. C.

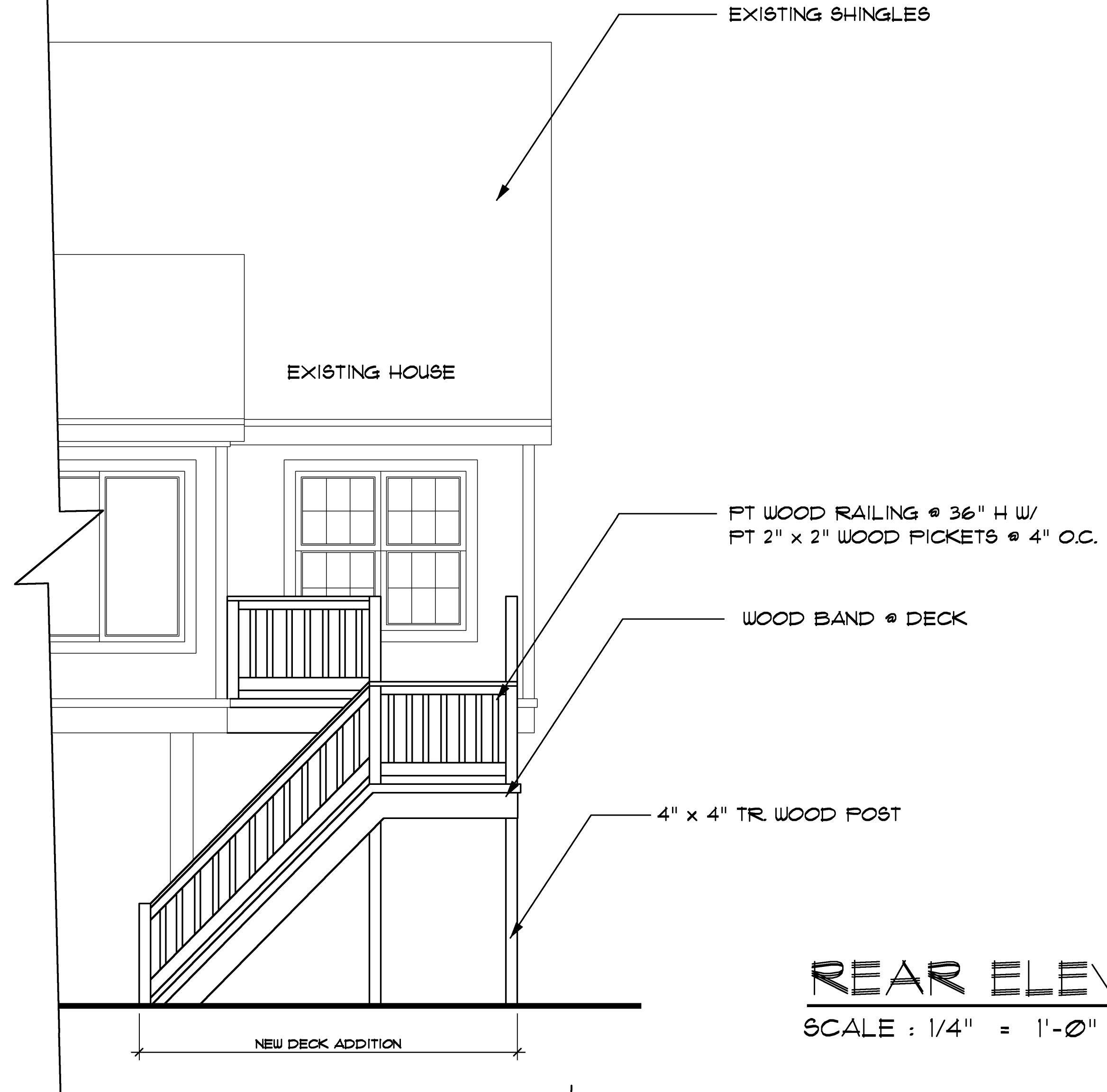
REVISIONS

DRAWN BY: H.F.

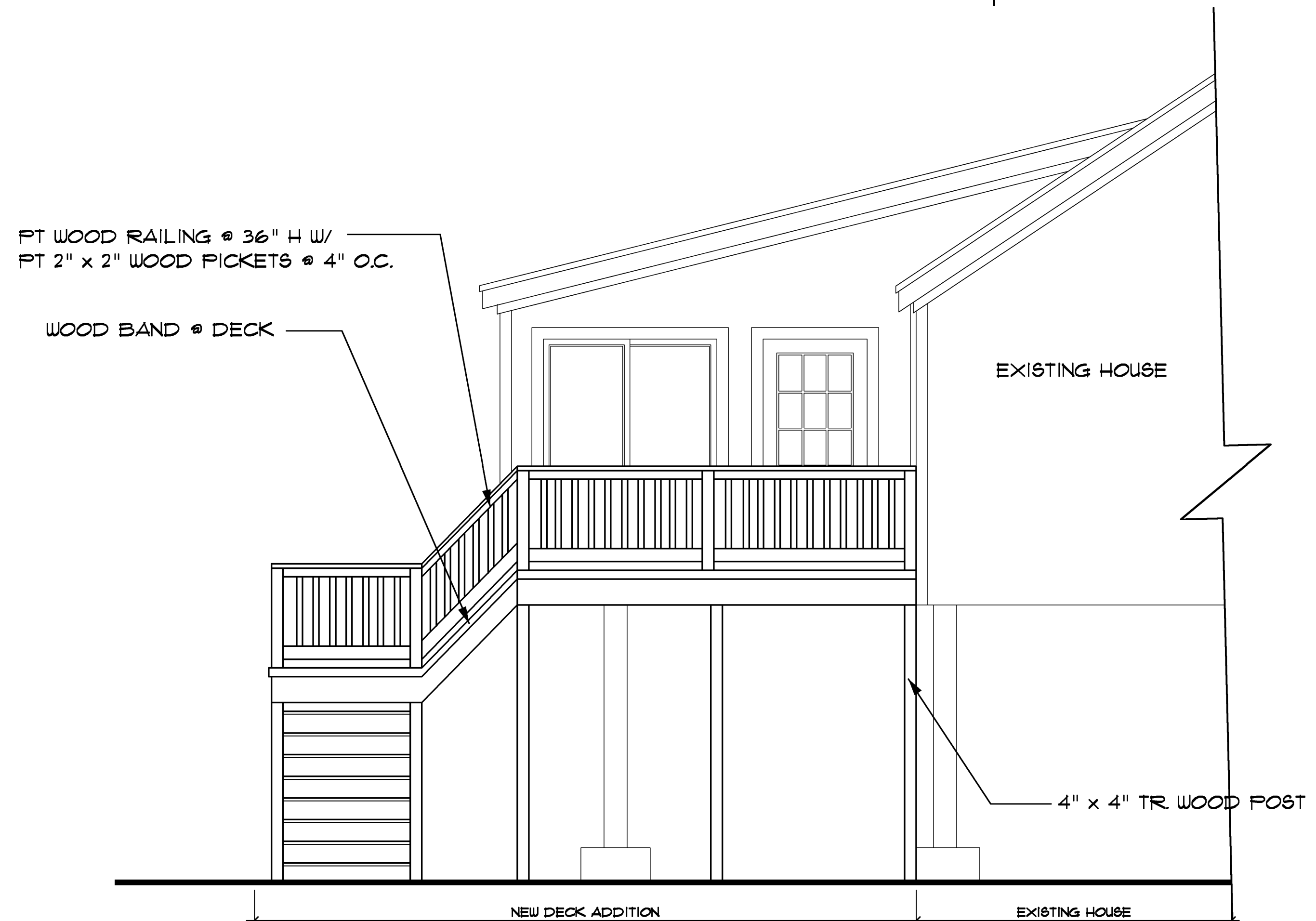
SHEET:

A5

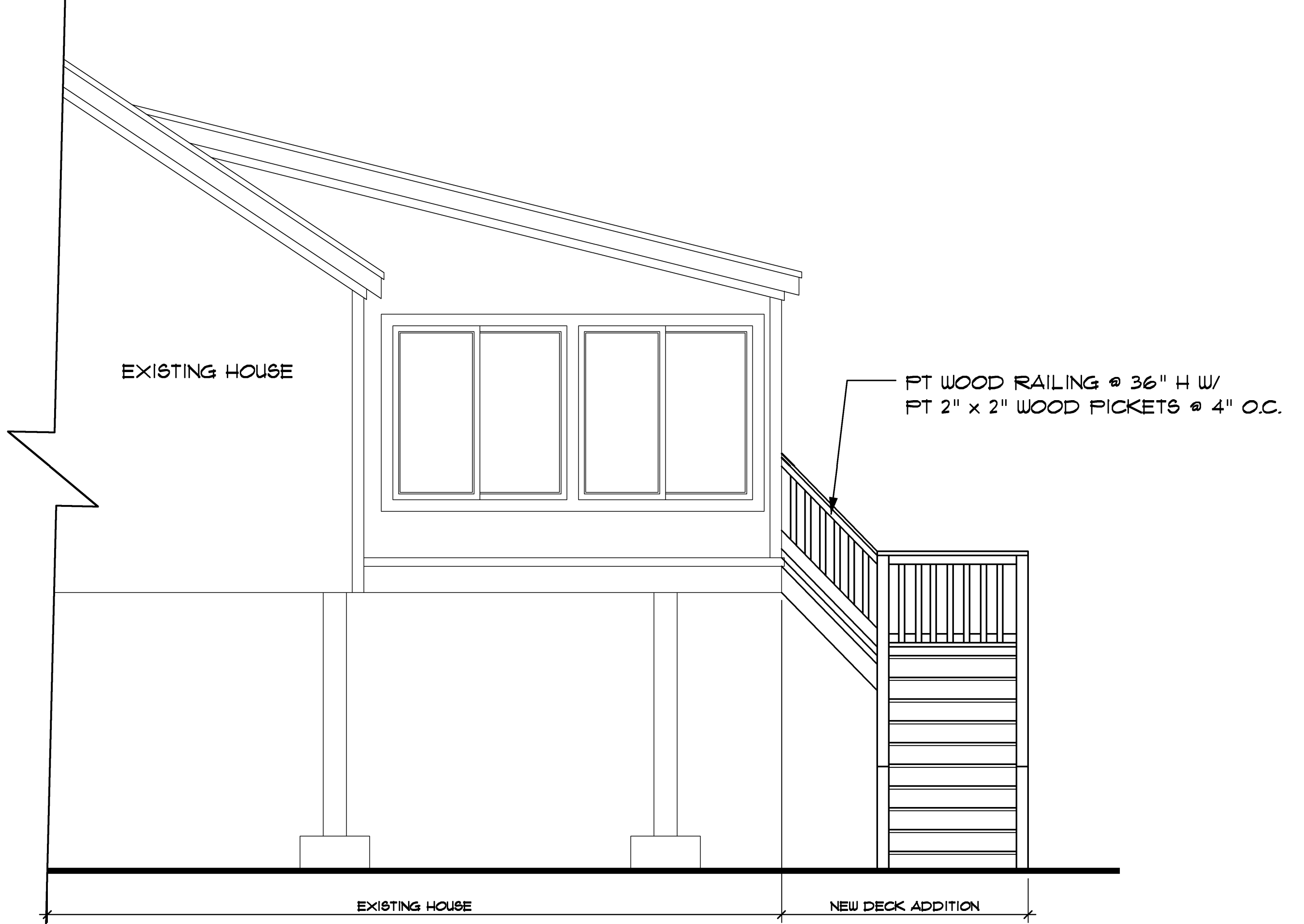
DECK
ELEVATIONS
OF SHEETS
PROJECT NO.
DATE: 04/29/11



REAR ELEVATION @ DECK "B"
SCALE : 1/4" = 1'-0"



RIGHT SIDE ELEVATION @ DECK "B"
SCALE : 1/4" = 1'-0"



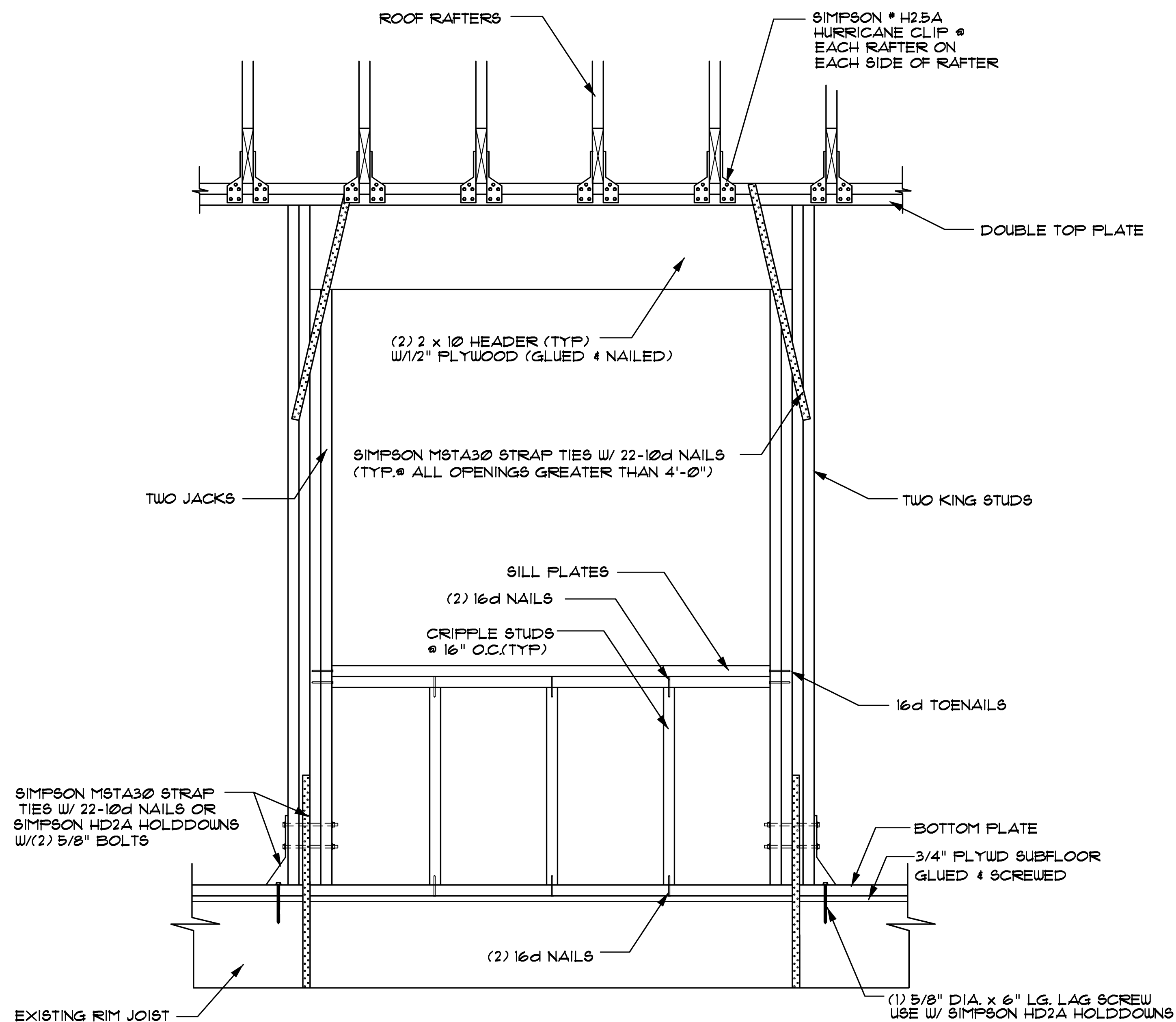
LEFT SIDE ELEVATION @ DECK "B"
SCALE : 1/4" = 1'-0"

GENERAL NOTES

1. THIS PROJECT HAS BEEN DESIGNED TO MEET THE STRUCTURAL REQUIREMENTS OF THE 2006 INTERNATIONAL RESIDENTIAL CODES.
2. THIS STRUCTURE WILL MEET 110 MPH SUSTAINED WINDS AND 130 MPH (3) THREE SECOND GUSTS.
3. THIS STRUCTURE IS DESIGNED FOR SEISMIC CATEGORY D2.
4. ALL NAILING SHALL COMPLY WITH THE STANDARDS SET FORTH IN THE LATEST EDITION OF THE BUILDING CODES AND AS FOLLOWS:
 - A) EXTERIOR WALLS AND SHEAR WALLS TO BE SHEATHED W/ 1/2" EXTERIOR GRADE PLYWOOD W/ BLOCKING AT ALL JOINTS. PLYWOOD IS NAILED TO ALL STUDS. CONTRACTOR SHALL ATTACH ALL WALL SHEATHING W/ 8d NAILS @ 4" O.C. ALONG SHEATHING AND 8" O.C. INTERMEDIATE STUDS.
 - B) PLYWOOD FLOORING SHALL BE 3/4" T & G EXTERIOR GRADE. ALL FLOOR DECKING SHALL BE GLUED AND SCREW NAILED AT ALL SUPPORTS WITH A NAILING PATTERN OF 8d NAILS @ 6" O.C. ALONG EDGES AND 12" O.C. ALONG ALL INTERMEDIATE SUPPORTS.
 - C) ROOF FRAMING SHALL BE SHEATHED W/ 5/8" CDX PLYWOOD AND FASTENED W/ 10d NAILS @ 4" O.C. ALONG EDGES AND 8" O.C. ALONG ALL INTERMEDIATE MEMBERS.
5. THE CONTRACTOR SHALL BUILD THIS PROJECT IN STRICT ACCORDANCE WITH THE MOST CURRENT EDITION OF ALL APPLICABLE CODES AND STANDARDS THAT GOVERN THE WORK.
6. FOR FOUNDATION PLAN SEE STRUCTURAL FRAMING PLANS. EXISTING CEILING HEIGHTS ARE 8'-0" UNLESS OTHERWISE NOTED AND INTERIOR FLOORING TO BE AS PER OWNER.

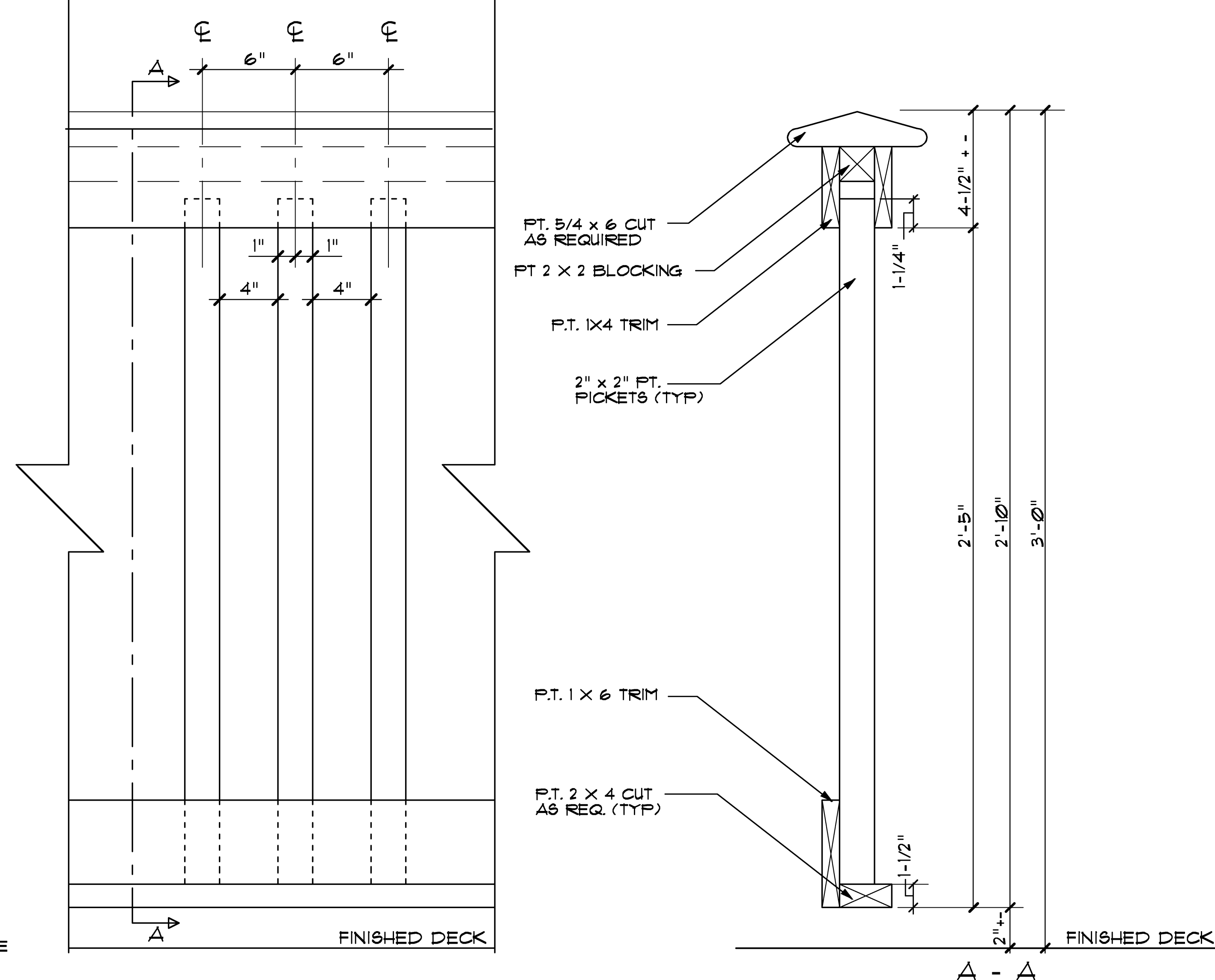
NOTE:

1. ALL FRAMING IS TO BE ALIGNED TO PRODUCE STRAIGHT, PLUMB, AND LEVEL SURFACES, TIED-IN AS IF IT HAD BEEN BUILT WITH THE ORIGINAL STRUCTURE. DIMENSIONS ON THE PLANS MAY VARY BY SEVERAL INCHES, OR MORE, IN ORDER TO OBTAIN THIS ALIGNMENT, AND SHALL BE DONE AT THE CONTRACTOR'S DISCRETION IN ORDER TO OBTAIN THE DESIRED RESULTS.



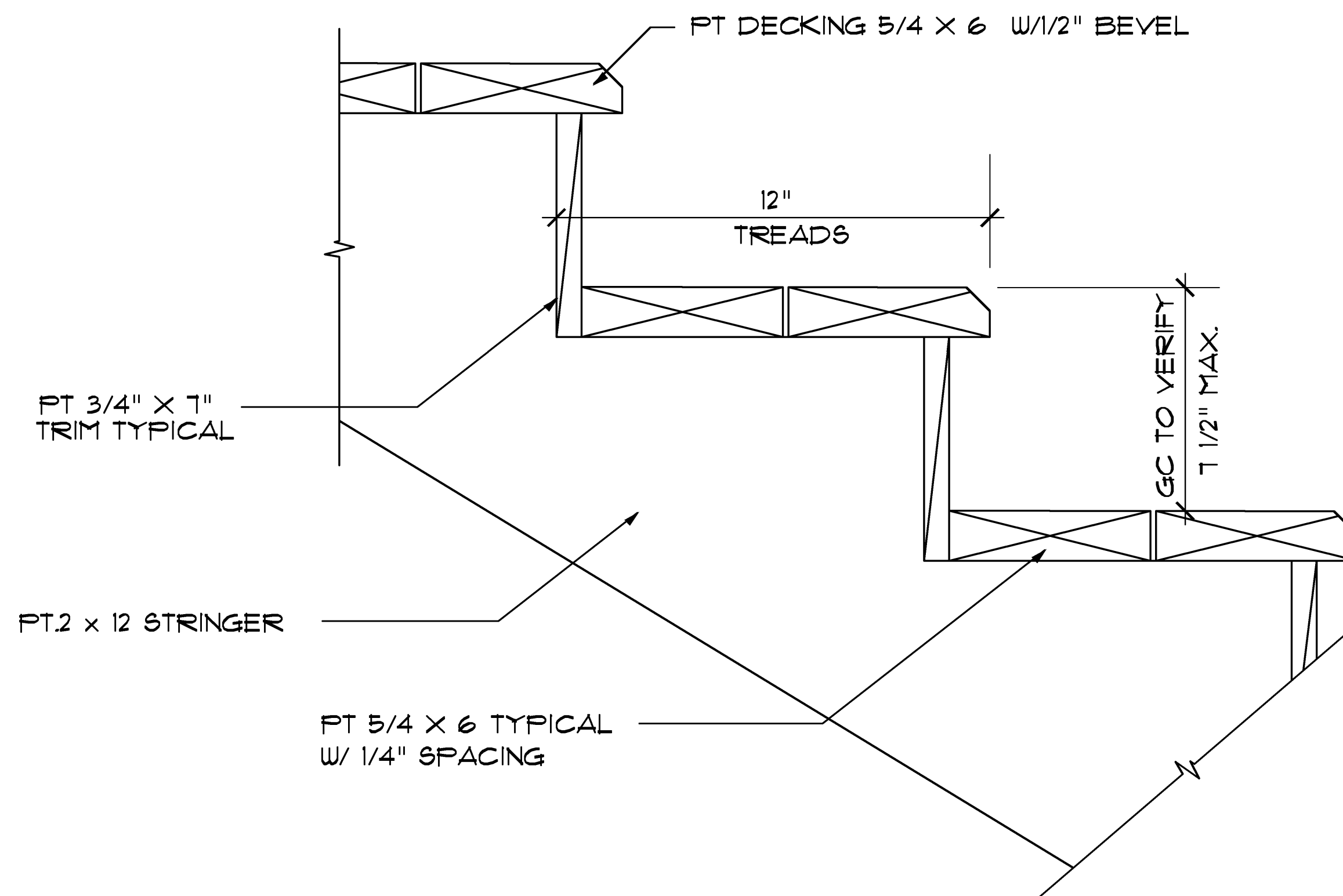
4'-0" & GREATER OPENING DETAIL

SCALE : 3/4" = 1'-0"



DETAIL @ EXTERIOR HANDRAIL

SCALE : NO SCALE




EXTERIOR ENTRY DETAIL

SCALE : NO SCALE

DESIGN SERVICES AND ARE NOT TO BE USED FOR MAKING ANY REPRODUCTION THEREOF OR FOR CONSTRUCTING ANY BUILDING WITHOUT FIRST OBTAINING WRITTEN AUTHORIZATION FROM THE COPYRIGHT HOLDER. HARGOLD & FOUNTAIN

FOUNTAIN DESIGN SERVICES



FOR THREE BEDROOM UNITS:
"TARPOON POND COTTAGES"
 DECK ADDITION & REMODEL SUN ROOM
 SEABROOK ISLAND, S. C.

REVISIONS


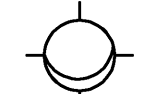






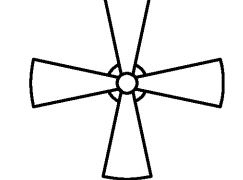
DRAWN BY: HF.

SHEET:
A6
DETAILS
OF SHEETS
PROJECT NO.
DATE: 04/29/11

ELECTRICAL NOTES

1. ALL ELECTRICAL WORK TO BE PERFORMED IN ACCORDANCE WITH THE NATIONAL ELECTRICAL CODE.
2. ALL WORK TO BE COMPLETED BY A LICENSED ELECTRICAL CONTRACTOR.
3. ALL WORK TO BE COMPLETED IN TIMELY WORKMAN-LIKE MANNER.
4. ALL ELECTRICAL FIXTURE SELECTIONS TO BE APPROVED BY THE OWNER OR HIS AGENT PRIOR TO INCORPORATION OF WORK.
5. ALL ELECTRICAL FIXTURES SCHEDULED TO BE PROVIDED BY OWNER ARE TO BE INSTALLED BY THE ELECTRICAL CONTRACTOR AND ALL COST FOR THEIR INSTALLATION TO BE INCLUDED IN HIS BID.

ELECTRICAL LEGEND

-  WP/WALL MOUNTED LIGHT FIXTURE
-  RECESSED CEILING FIXTURE
-  DUPLEX RECEPTACLE
-  DUPLEX RECEPTACLE GROUND FAULT CIRCUIT
-  CABLE TV OUTLET
-  TELEPHONE OUTLET
-  SINGLE POLE SWITCH
-  3-WAY SWITCH
-  CEILING FAN W/LIGHT

NOTES:

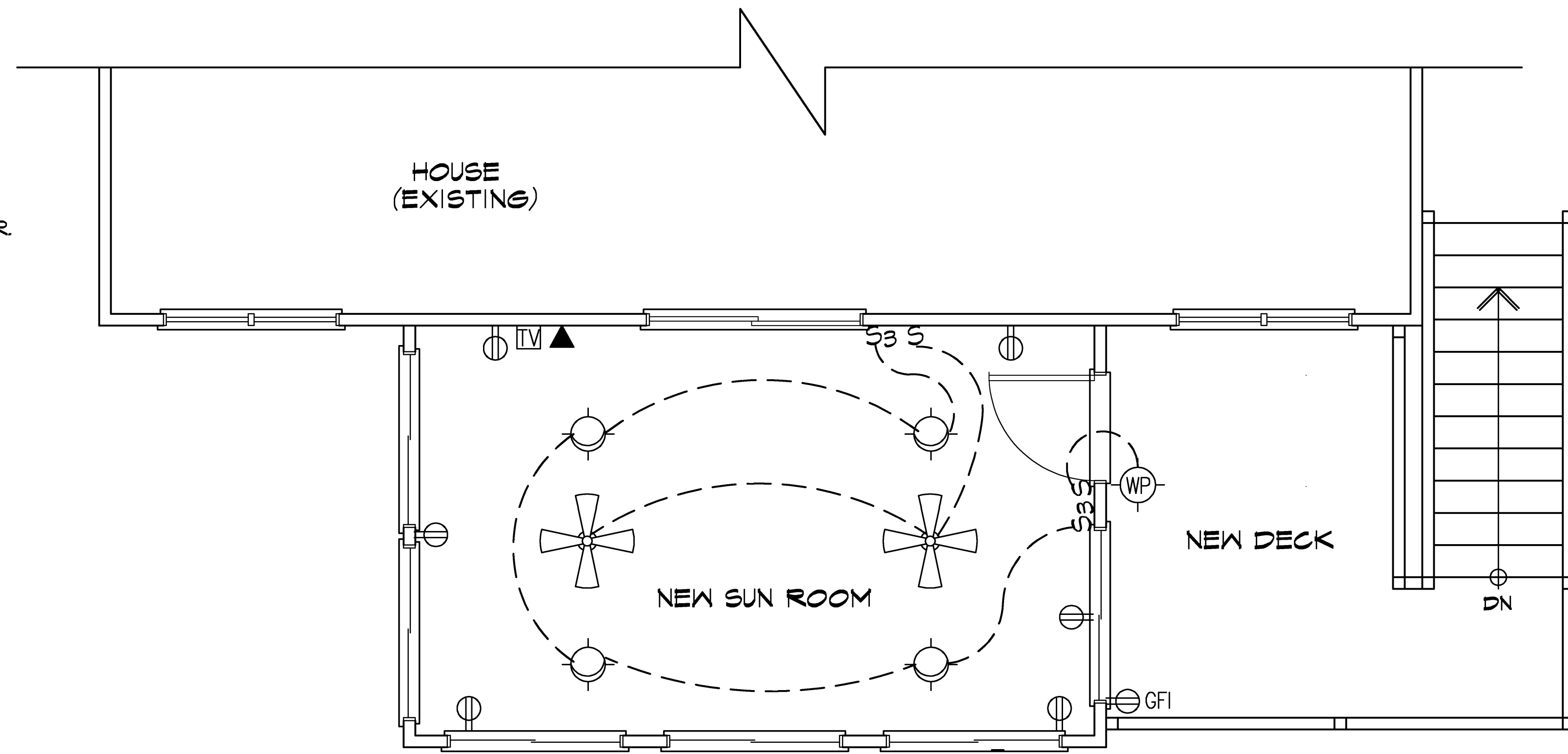
1. VENTILATION DUCTS ARE LOCATED ABOVE FINISHED CEILING, VENTILATION VENTS ARE LOCATED IN FINISHED CEILING.
3. SIZING OF ALL EQUIPMENT TO BE VERIFIED BY A LICENSE CONTRACTOR @ TIME OF INSTALLATION.

— DENOTES DUCTS ABOVE FINISHED CEILING

 DENOTES SUPPLY AIR VENT

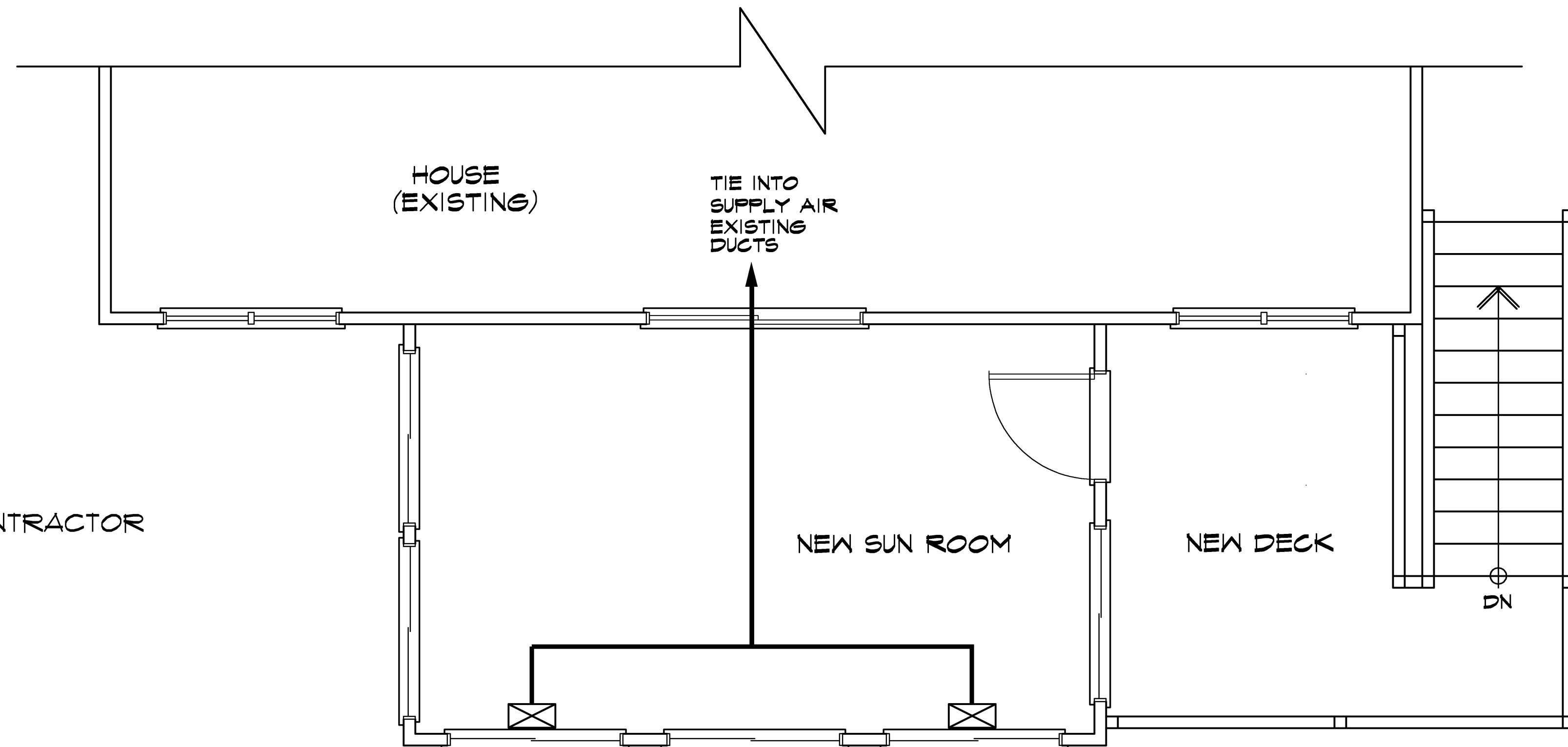
NOTE:

ALL ELECTRICAL / MECHANICAL EQUIPMENT AND FIXTURE LOCATIONS SHOWN ARE DIRGRAMMATIC ACTUAL LOCATIONS TO BE DETERMINED AT TIME OF INSTALLATION.



ELECTRICAL FLOOR PLAN

SCALE : 1/4" = 1'-0"




MECHANICAL FLOOR PLAN

SCALE : 1/4" = 1'-0"

DESIGN SERVICES AND ARE NOT TO BE USED FOR MAKING ANY REPRODUCTION THEREOF OR FOR CONSTRUCTING ANY BUILDING WITHOUT FIRST OBTAINING WRITTEN AUTHORIZATION FROM THE COPYRIGHT OWNER. HAROLD S. FOUNTAIN

FOUNTAIN DESIGN SERVICES



FOR THREE BEDROOM UNITS:

"TARPOON POND COTTAGES" DECK ADDITION & REMODEL SUN ROOM SEABROOK ISLAND, S. C.

REVISIONS


DRAWN BY: H.F.

SHEET: **A7**

ELECTRICAL / MECHANICAL SHEETS OF PROJECT NO. DATE: 04/29/11

DESIGN SERVICES AND ARE NOT TO BE USED FOR MAKING ANY REPRODUCTION THEREOF OR FOR CONSTRUCTING ANY BUILDING WITHOUT FIRST OBTAINING WRITTEN AUTHORIZATION FROM THE COPYRIGHT OWNER, HAROLD S. FOUNTAIN

FOUNTAIN DESIGN SERVICES



FOR THREE BEDROOM UNITS:
"TARPOON POND COTTAGES"
DECK ADDITION & REMODEL SUN ROOM
SEABROOK ISLAND, S. C.

REVISIONS

DRAWN BY: HF.

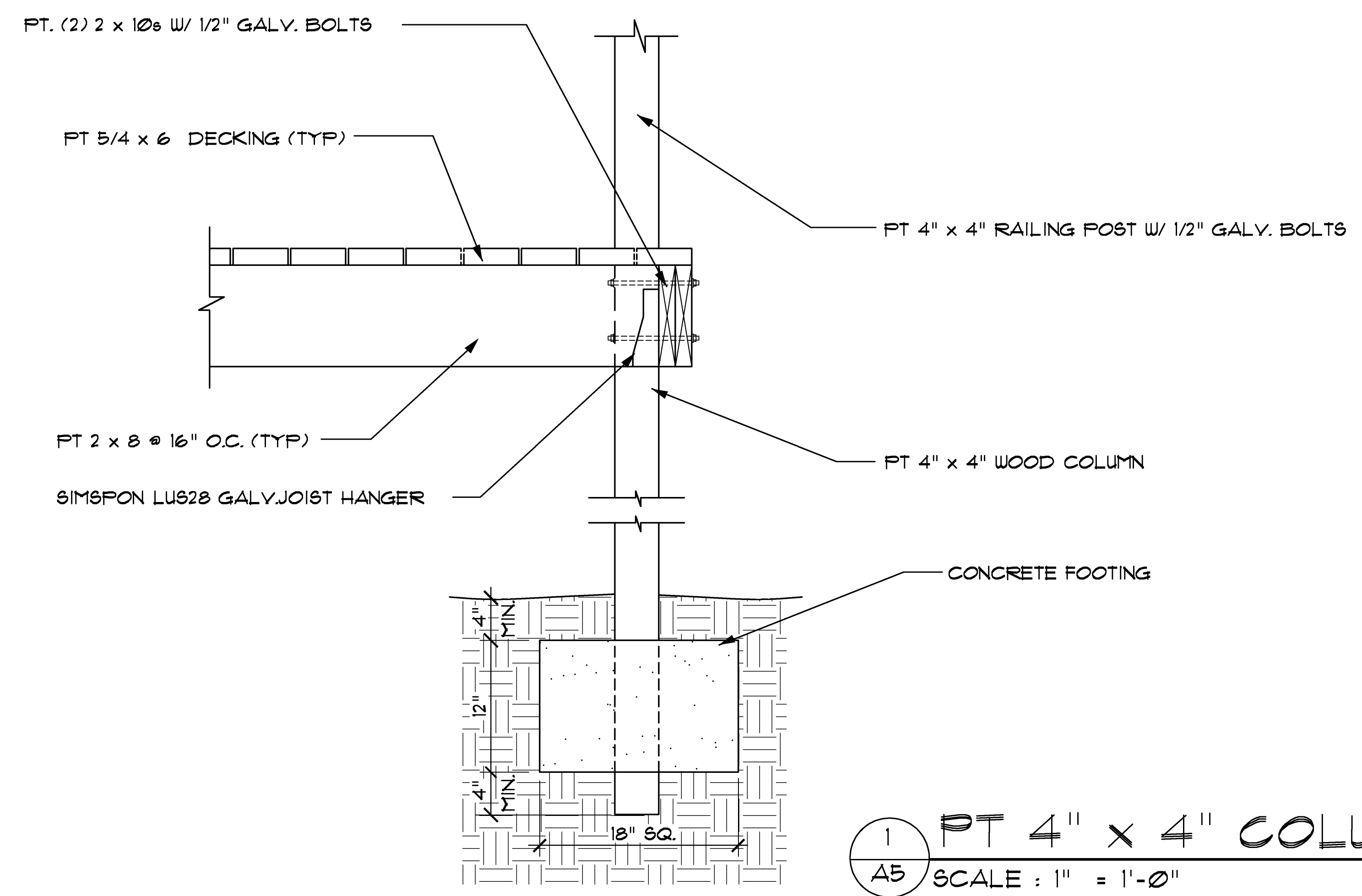
SHEET:
A8
FRAMING DETAILS
OF SHEETS
PROJECT NO.
DATE: 04/28/11

GENERAL NOTES

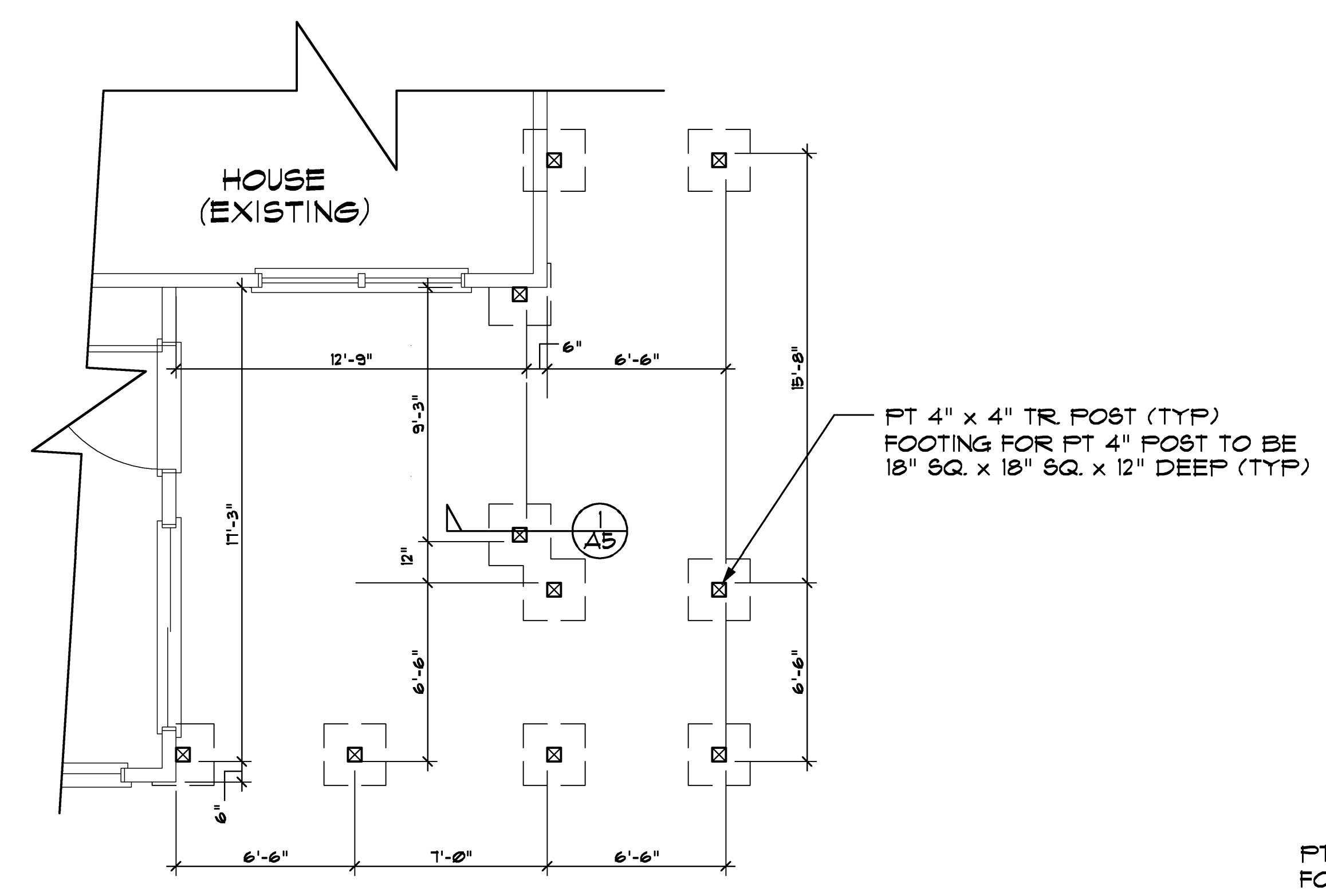
1. THIS PROJECT HAS BEEN DESIGNED TO MEET THE STRUCTURAL REQUIREMENTS OF THE 2006 INTERNATIONAL RESIDENTIAL CODES.
2. THIS STRUCTURE WILL MEET 110 MPH SUSTAINED WINDS AND 130 MPH (3) THREE SECOND GUSTS.
3. THIS STRUCTURE IS DESIGNED FOR SEISMIC CATEGORY D2.
4. ALL NAILING SHALL COMPLY WITH THE STANDARDS SET FORTH IN THE LATEST EDITION OF THE BUILDING CODES AND AS FOLLOWS:
 - A) EXTERIOR WALLS AND SHEAR WALLS TO BE SHEATHED W/ 1/2" EXTERIOR GRADE PLYWOOD W/ BLOCKING AT ALL JOINTS. PLYWOOD IS NAILED TO ALL STUDS. CONTRACTOR SHALL ATTACH ALL WALL SHEATHING W/ 8d NAILS @ 4" O.C. ALONG SHEATHING AND 8" O.C. INTERMEDIATE STUDS.
 - B) PLYWOOD FLOORING SHALL BE 3/4" T & G EXTERIOR GRADE. ALL FLOOR DECKING SHALL BE GLUED AND SCREW NAILED AT ALL SUPPORTS WITH A NAILING PATTERN OF 8d NAILS @ 6" O.C. ALONG EDGES AND 12" O.C. ALONG ALL INTERMEDIATE SUPPORTS.
 - C) ROOF FRAMING SHALL BE SHEATHED W/ 5/8" CDX PLYWOOD AND FASTENED W/ 10d NAILS @ 4" O.C. ALONG EDGES AND 8" O.C. ALONG ALL INTERMEDIATE MEMBERS.
5. THE CONTRACTOR SHALL BUILD THIS PROJECT IN STRICT ACCORDANCE WITH THE MOST CURRENT EDITION OF ALL APPLICABLE CODES AND STANDARDS THAT GOVERN THE WORK.
6. FOR FOUNDATION PLAN SEE STRUCTURAL FRAMING PLANS. EXISTING CEILING HEIGHTS ARE 8'-0" UNLESS OTHERWISE NOTED AND INTERIOR FLOORING TO BE AS PER OWNER.

* SEE STRUCTURAL DRAWINGS FOR FINAL LAYOUT OF ALL FOUNDATIONS, FRAMING AND FRAMING DETAILS.

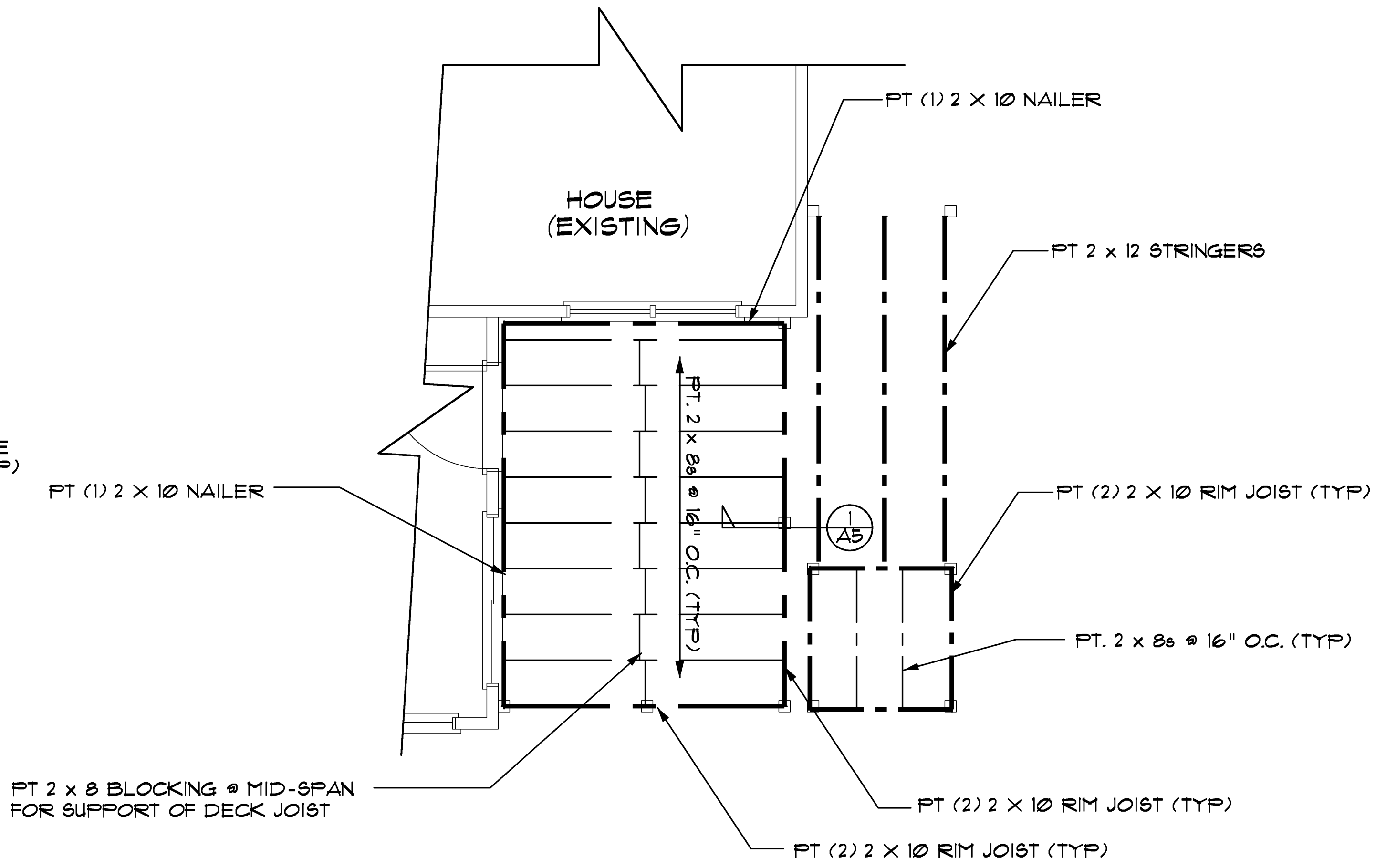
NOTE:
1. ALL FRAMING IS TO BE ALIGNED TO PRODUCE STRAIGHT, PLUMB, AND LEVEL SURFACES, TIED-IN AS IF IT HAD BEEN BUILT WITH THE ORIGINAL STRUCTURE. DIMENSIONS ON THE PLANS MAY VARY BY SEVERAL INCHES, OR MORE, IN ORDER TO OBTAIN THIS ALIGNMENT, AND SHALL BE DONE AT THE CONTRACTOR'S DISCRETION IN ORDER TO OBTAIN THE DESIRED RESULTS.



1 PT 4" x 4" COLUMN DETAIL @ DECK "A"
A5 SCALE : 1" = 1'-0"




DECK FOUNDATION PLAN "A"
SCALE : 1/4" = 1'-0"



DECK FRAMING PLAN "A"
SCALE : 1/4" = 1'-0"

DESIGN SERVICES AND ARE NOT TO BE USED FOR MAKING ANY REPRODUCTION THEREOF OR FOR CONSTRUCTING ANY BUILDING WITHOUT FIRST OBTAINING WRITTEN AUTHORIZATION FROM THE COPYRIGHT OWNER, FOUNTAIN DESIGN SERVICES

FOUNTAIN DESIGN SERVICES



FOR THREE BEDROOM UNITS:
"TARPOON POND COTTAGES"
DECK ADDITION & REMODEL SUN ROOM
SEABROOK ISLAND, S.C.

REVISIONS

DRAWN BY: HF.

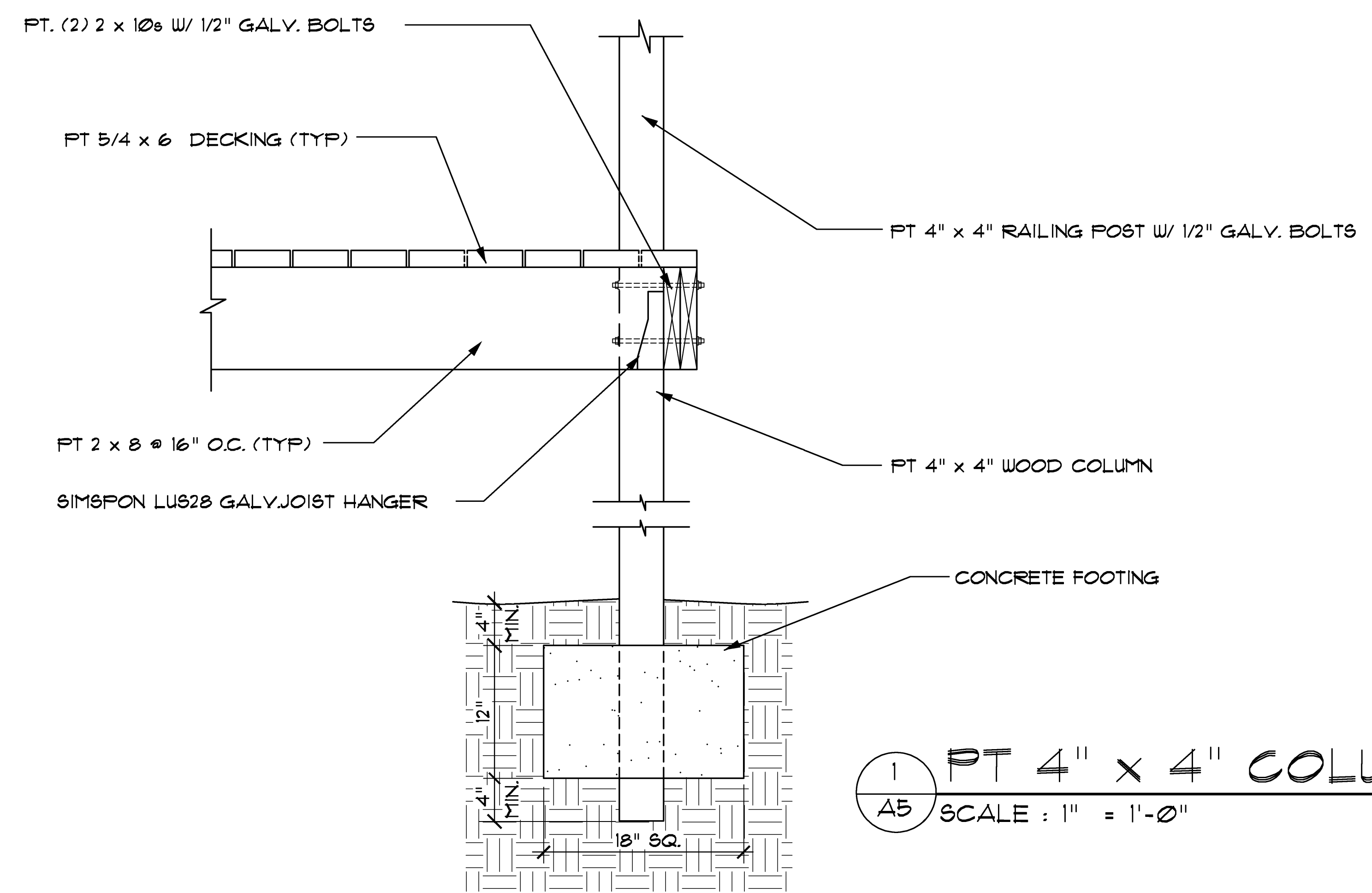
SHEET:
A9
FRAMING DETAILS
OF SHEETS
PROJECT NO.
DATE: 04/29/11

GENERAL NOTES

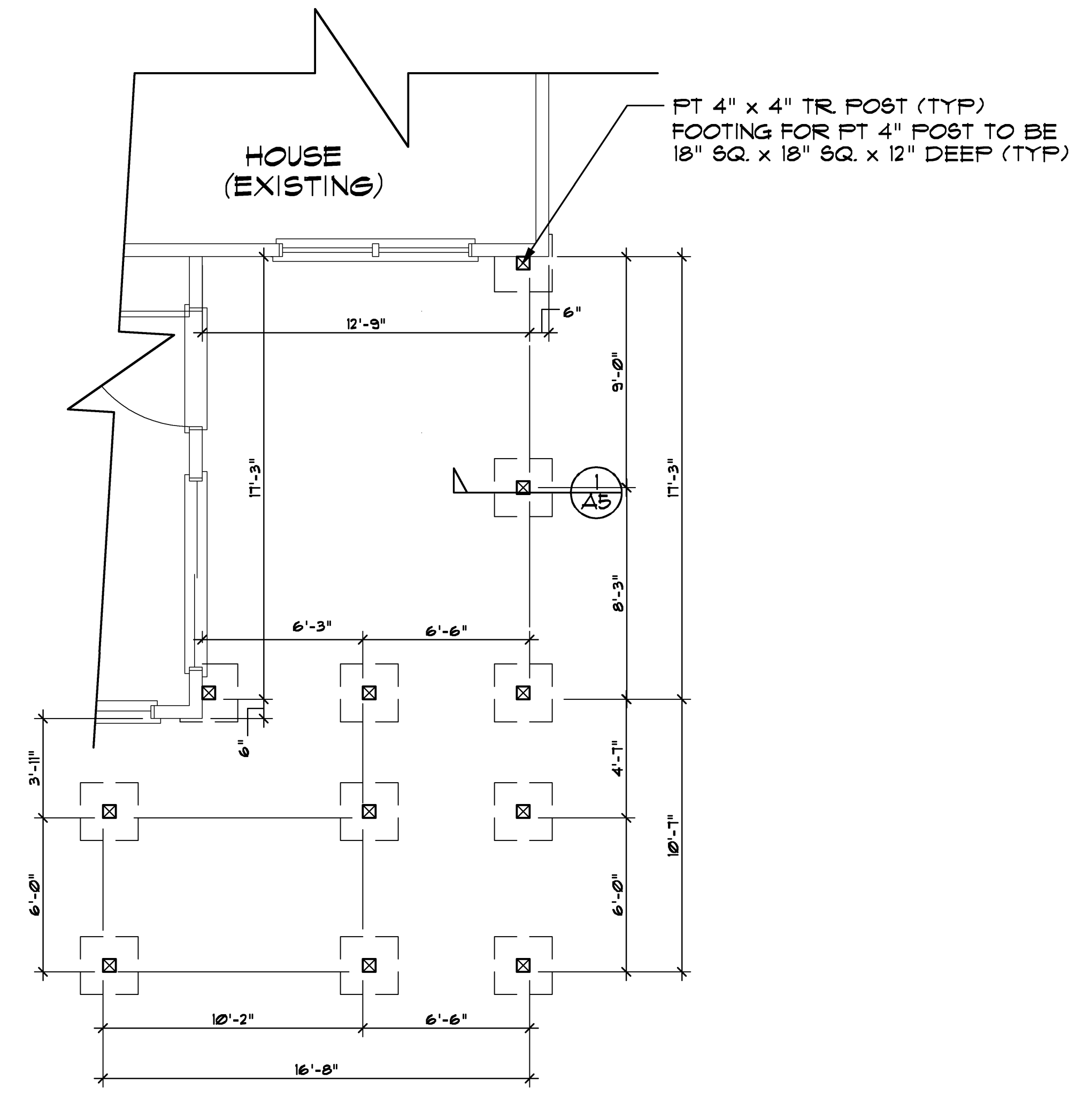
1. THIS PROJECT HAS BEEN DESIGNED TO MEET THE STRUCTURAL REQUIREMENTS OF THE 2006 INTERNATIONAL RESIDENTIAL CODES.
2. THIS STRUCTURE WILL MEET 110 MPH SUSTAINED WINDS AND 130 MPH (3) THREE SECOND GUSTS.
3. THIS STRUCTURE IS DESIGNED FOR SEISMIC CATEGORY D2.
4. ALL NAILING SHALL COMPLY WITH THE STANDARDS SET FORTH IN THE LATEST EDITION OF THE BUILDING CODES AND AS FOLLOWS:
 - A) EXTERIOR WALLS AND SHEAR WALLS TO BE SHEATHED W/ 1/2" EXTERIOR GRADE PLYWOOD W/ BLOCKING AT ALL JOINTS. PLYWOOD IS NAILED TO ALL STUDS, CONTRACTOR SHALL ATTACH ALL WALL SHEATHING W/ 8d NAILS @ 4" O.C. ALONG SHEATHING AND 8" O.C. INTERMEDIATE STUDS.
 - B) PLYWOOD FLOORING SHALL BE 3/4" T & G EXTERIOR GRADE. ALL FLOOR DECKING SHALL BE GLUED AND SCREW NAILED AT ALL SUPPORTS WITH A NAILING PATTERN OF 8d NAILS @ 6" O.C. ALONG EDGES AND 12" O.C. ALONG ALL INTERMEDIATE SUPPORTS.
 - C) ROOF FRAMING SHALL BE SHEATHED W/ 5/8" CDX PLYWOOD AND FASTENED W/ 10d NAILS @ 4" O.C. ALONG EDGES AND 8" O.C. ALONG ALL INTERMEDIATE MEMBERS.
5. THE CONTRACTOR SHALL BUILD THIS PROJECT IN STRICT ACCORDANCE WITH THE MOST CURRENT EDITION OF ALL APPLICABLE CODES AND STANDARDS THAT GOVERN THE WORK.
6. FOR FOUNDATION PLAN SEE STRUCTURAL FRAMING PLANS. EXISTING CEILING HEIGHTS ARE 8'-0" UNLESS OTHERWISE NOTED AND INTERIOR FLOORING TO BE AS PER OWNER.

* SEE STRUCTURAL DRAWINGS FOR FINAL LAYOUT OF ALL FOUNDATIONS, FRAMING AND FRAMING DETAILS.

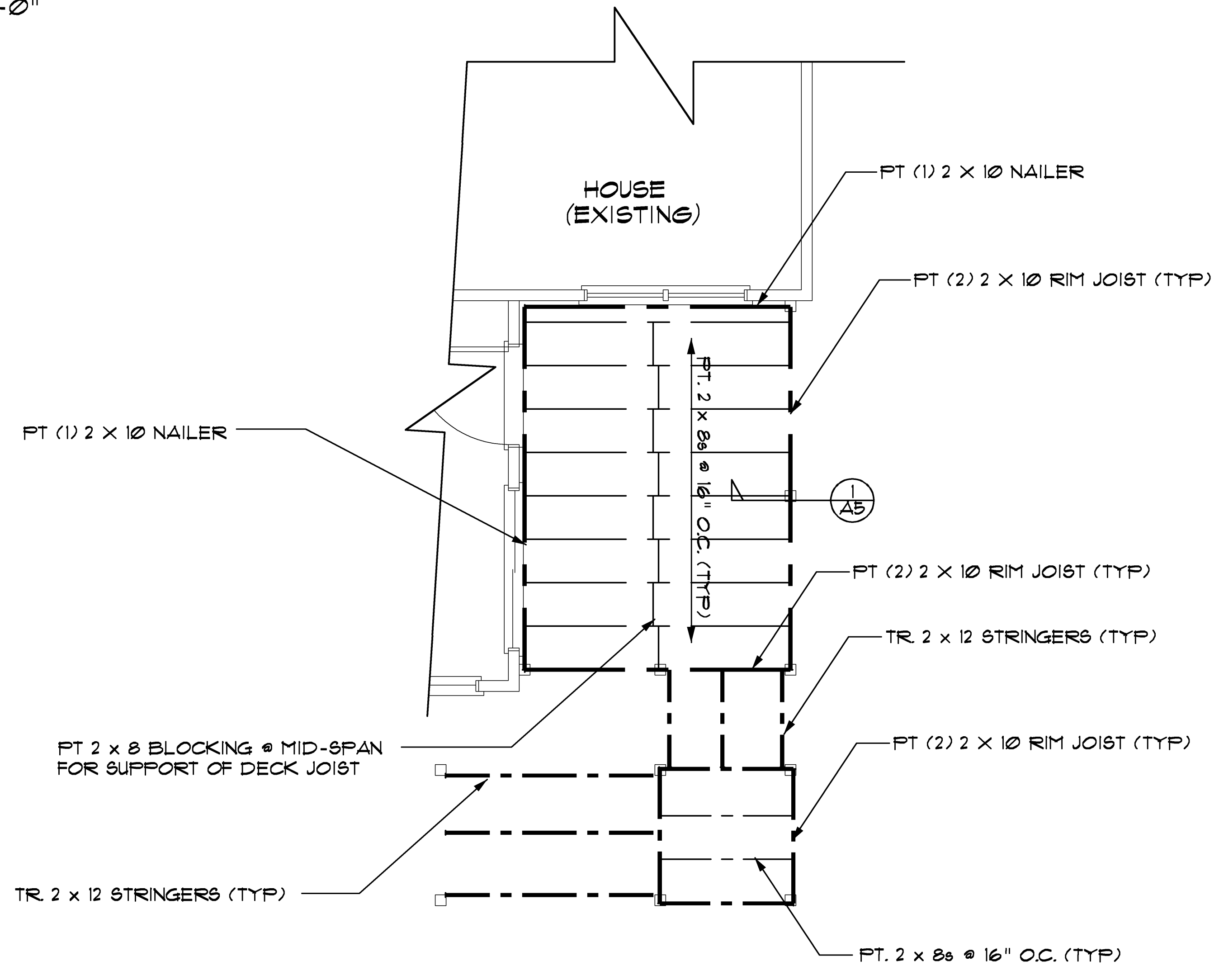
NOTE:
1. ALL FRAMING IS TO BE ALIGNED TO PRODUCE STRAIGHT, PLUMB, AND LEVEL SURFACES, TIED-IN AS IF IT HAD BEEN BUILT WITH THE ORIGINAL STRUCTURE. DIMENSIONS ON THE PLANS MAY VARY BY SEVERAL INCHES, OR MORE, IN ORDER TO OBTAIN THIS ALIGNMENT, AND SHALL BE DONE AT THE CONTRACTOR'S DISCRETION IN ORDER TO OBTAIN THE DESIRED RESULTS.



1 PT 4" x 4" COLUMN DETAIL @ DECK "B"
 A5 SCALE : 1" = 1'-0"



DECK FOUNDATION PLAN "B"
 SCALE : 1/4" = 1'-0"



DECK FRAMING PLAN "B"
 SCALE : 1/4" = 1'-0"